



Cochrane
Library

Cochrane Database of Systematic Reviews

Antibiotics for bronchiolitis in children under two years of age (Review)

Farley R, Spurling GKP, Eriksson L, Del Mar CB

Farley R, Spurling GKP, Eriksson L, Del Mar CB.

Antibiotics for bronchiolitis in children under two years of age.

Cochrane Database of Systematic Reviews 2014, Issue 10. Art. No.: CD005189.

DOI: 10.1002/14651858.CD005189.pub4.

www.cochranelibrary.com

Antibiotics for bronchiolitis in children under two years of age (Review)

Copyright © 2014 The Cochrane Collaboration. Published by John Wiley & Sons, Ltd.

WILEY

TABLE OF CONTENTS

HEADER	1
ABSTRACT	1
PLAIN LANGUAGE SUMMARY	2
BACKGROUND	3
OBJECTIVES	4
METHODS	4
RESULTS	6
Figure 1.	7
Figure 2.	8
DISCUSSION	10
AUTHORS' CONCLUSIONS	12
ACKNOWLEDGEMENTS	12
REFERENCES	12
CHARACTERISTICS OF STUDIES	14
DATA AND ANALYSES	22
Analysis 1.1. Comparison 1 Use of alternative therapy (including duration of supplementary oxygen requirement), Outcome 1 Days of supplementary oxygen.	24
Analysis 1.2. Comparison 1 Use of alternative therapy (including duration of supplementary oxygen requirement), Outcome 2 Use of alternative therapy.	25
Analysis 1.3. Comparison 1 Use of alternative therapy (including duration of supplementary oxygen requirement), Outcome 3 Duration of bronchodilator use.	26
Analysis 1.4. Comparison 1 Use of alternative therapy (including duration of supplementary oxygen requirement), Outcome 4 Days of tube feeding.	26
Analysis 2.1. Comparison 2 Symptoms, Outcome 1 Wheeze.	27
Analysis 2.2. Comparison 2 Symptoms, Outcome 2 Shortness of breath.	28
Analysis 2.3. Comparison 2 Symptoms, Outcome 3 Oxygen saturation (< 96%).	29
Analysis 2.4. Comparison 2 Symptoms, Outcome 4 Not smiling socially.	30
Analysis 2.5. Comparison 2 Symptoms, Outcome 5 Feeding difficulties.	31
Analysis 2.6. Comparison 2 Symptoms, Outcome 6 Fever.	32
Analysis 2.7. Comparison 2 Symptoms, Outcome 7 Cough.	32
Analysis 3.1. Comparison 3 Duration of symptoms, Outcome 1 Duration of symptoms.	33
Analysis 3.2. Comparison 3 Duration of symptoms, Outcome 2 Duration of fever [days].	33
Analysis 4.1. Comparison 4 Hospital admissions/time to discharge from hospital, Outcome 1 Length of hospital stay.	34
Analysis 5.1. Comparison 5 Readmissions, Outcome 1 Readmission.	35
Analysis 6.1. Comparison 6 PICU admission, Outcome 1 PICU admission.	35
Analysis 7.1. Comparison 7 Death, Outcome 1 Deaths.	36
ADDITIONAL TABLES	36
APPENDICES	38
WHAT'S NEW	40
HISTORY	41
CONTRIBUTIONS OF AUTHORS	41
DECLARATIONS OF INTEREST	41
SOURCES OF SUPPORT	42
INDEX TERMS	42

[Intervention Review]

Antibiotics for bronchiolitis in children under two years of age

Rebecca Farley¹, Geoffrey KP Spurling¹, Lars Eriksson², Chris B Del Mar³

¹Discipline of General Practice, The University of Queensland, Brisbane, Australia. ²Herston Health Sciences Library, University of Queensland Library, Brisbane, Australia. ³Centre for Research in Evidence-Based Practice (CREBP), Faculty of Health Sciences and Medicine, Bond University, Gold Coast, Australia

Contact address: Geoffrey KP Spurling, Discipline of General Practice, The University of Queensland, Herston, Brisbane, Queensland, 4029, Australia. g.spurling@uq.edu.au. geoffspurling@optusnet.com.au.

Editorial group: Cochrane Acute Respiratory Infections Group.

Publication status and date: New search for studies and content updated (no change to conclusions), published in Issue 10, 2014.

Review content assessed as up-to-date: 16 June 2014.

Citation: Farley R, Spurling GKP, Eriksson L, Del Mar CB. Antibiotics for bronchiolitis in children under two years of age. *Cochrane Database of Systematic Reviews* 2014, Issue 10. Art. No.: CD005189. DOI: 10.1002/14651858.CD005189.pub4.

Copyright © 2014 The Cochrane Collaboration. Published by John Wiley & Sons, Ltd.

ABSTRACT

Background

Bronchiolitis is a serious, potentially life-threatening respiratory illness commonly affecting babies. It is often caused by respiratory syncytial virus (RSV). Antibiotics are not recommended for bronchiolitis unless there is concern about complications such as secondary bacterial pneumonia or respiratory failure. Nevertheless, they are often used.

Objectives

To evaluate the effectiveness of antibiotics for bronchiolitis in children under two years of age compared to placebo or other interventions.

Search methods

We searched the Cochrane Central Register of Controlled Trials (CENTRAL 2014, Issue 6), which includes the Cochrane Acute Respiratory Infection Group's Specialised Register, and the Database of Abstracts of Reviews of Effects, MEDLINE (1966 to June 2014), EMBASE (1990 to June 2014) and Current Contents (2001 to June 2014).

Selection criteria

Randomised controlled trials (RCTs) comparing antibiotics to placebo in children under two years diagnosed with bronchiolitis, using clinical criteria (including respiratory distress preceded by coryzal symptoms with or without fever). Primary clinical outcomes included time to resolution of signs or symptoms (pulmonary markers included respiratory distress, wheeze, crepitations, oxygen saturation and fever). Secondary outcomes included hospital admissions, length of hospital stay, readmissions, complications or adverse events and radiological findings.

Data collection and analysis

Two review authors independently analysed the search results.

Main results

We included seven studies with a total of 824 participants. The results of these seven included studies were often heterogeneous, which generally precluded meta-analysis, except for deaths, length of supplemental oxygen use and length of hospital admission.

In this update, we included two new studies (281 participants), both comparing azithromycin with placebo. They found no significant difference for length of hospital stay, duration of oxygen requirement and readmission. These results were similar to an older study (52 participants) that demonstrated no significant difference comparing ampicillin and placebo for length of illness.

One small study (21 participants) with higher risk of bias randomised children with proven RSV infection to clarithromycin or placebo and found a trend towards a reduction in hospital readmission with clarithromycin.

The three studies providing adequate data for days of supplementary oxygen showed no difference between antibiotics and placebo (pooled mean difference (MD) (days) -0.20; 95% confidence interval (CI) -0.72 to 0.33). The three studies providing adequate data for length of hospital stay, similarly showed no difference between antibiotics (azithromycin) and placebo (pooled MD (days) -0.58; 95% CI -1.18 to 0.02).

Two studies randomised children to intravenous ampicillin, oral erythromycin and control and found no difference for most symptom measures.

There were no deaths reported in any of the arms of the seven included studies. No other adverse effects were reported.

Authors' conclusions

This review did not find sufficient evidence to support the use of antibiotics for bronchiolitis, although research may be justified to identify a subgroup of patients who may benefit from antibiotics. Further research may be better focused on determining the reasons that clinicians use antibiotics so readily for bronchiolitis, how to reduce their use and how to reduce clinician anxiety about not using antibiotics.

PLAIN LANGUAGE SUMMARY

Antibiotics for bronchiolitis in children under two years of age

Question

We reviewed the evidence on the effect of antibiotics on clinical outcomes in children with bronchiolitis.

Background

Bronchiolitis is a serious respiratory illness that affects babies. It is most commonly caused by respiratory syncytial virus (RSV) and is the most common reason for hospitalisation in babies younger than six months. Babies usually present with runny nose, cough, shortness of breath and signs of difficulty in breathing, which can become life-threatening. Despite its viral cause, antibiotics are often prescribed. Prescribers may be expecting benefits from anti-inflammatory effects attributed to some antibiotics or be concerned about secondary bacterial infection, particularly in children who are very unwell and require intensive care. We wanted to discover if antibiotics improved or worsened clinical outcomes in children with bronchiolitis.

Study characteristics

This evidence is current to June 2014. We identified seven trials (824 participants) comparing antibiotics with placebo or no antibiotics in children with bronchiolitis. Two of these studies also compared intravenous and oral antibiotics.

Key results

Our primary outcome was duration of symptoms/signs (duration of supplementary oxygen requirement, oxygen saturation, wheeze, crepitations (crackles), fever). Secondary outcomes included duration of admissions/time to discharge from hospital, readmissions, complications/adverse events (including death) and radiological (X-ray) findings.

We included seven studies with a total of 824 participants. Four studies reported on duration of supplementary oxygen requirement and did not demonstrate a significant difference in the duration of oxygen use comparing antibiotics to placebo. We combined three studies comparing azithromycin versus placebo and again did not demonstrate a significant difference between antibiotics and placebo in the duration of oxygen requirement. Most of the included studies did not report on the primary outcomes of wheeze, crepitations and fever. One study with a high risk of bias found mixed results for the effects of antibiotics on wheeze but no difference for other symptom measures. One study found no difference in duration of fever and one study found no difference in presence of fever on day two.

In regards to secondary outcomes, six included studies did not find any difference between antibiotics and placebo for the outcomes of length of illness or length of hospital stay. For length of hospital stay, we combined data from three studies comparing the use of azithromycin versus placebo as a subtotal as part of the overall analysis of the effect of antibiotics on hospital stay. These combined results similarly showed no difference between antibiotics (azithromycin) and placebo. One small study with a high risk of bias found that three weeks of clarithromycin significantly reduced hospital readmission compared to placebo. However, this reduction in hospital readmissions was not replicated in a more recent study that randomised 97 children to receive either a single large dose of azithromycin or placebo. There were no deaths reported in any arms of any of the seven included trials and none of the studies specifically reported on adverse effects of antibiotics. Only two studies made general comments that no adverse effects were found with antibiotic use. Radiological findings were not reported as an outcome in any of the included studies.

Quality of the evidence

This 2014 updated review is stronger, owing to the inclusion of two new randomised controlled trials (RCTs). These two studies combined involved a further 138 participants in the antibiotic arm and 143 participants in the placebo arm. Prior to this only three small RCTs had examined antibiotics versus placebo, with only 72 participants in the antibiotic arms and 72 participants in the placebo arms. Consequently, this review makes a substantial contribution, especially with regards to the role of macrolides, such as azithromycin, in bronchiolitis. No new unpublished data have been included. However, the review authors have no reason to suspect that the search strategy has biased the review results. Raw data could not be obtained from one study conducted 40 years ago, nor from three other trials, which is a weakness of this review. Three trial authors did provide raw data for this review.

Conclusion

This review did not find sufficient evidence to support the use of antibiotics for bronchiolitis. Research may be justified to identify a subgroup of patients who may benefit from antibiotics.

BACKGROUND

Description of the condition

Bronchiolitis is a serious, potentially life-threatening respiratory illness that often affects young babies. It occurs most frequently in the first year of life and is the commonest cause of hospital admissions in infants under six months of age (Wohl 1978). The most commonly identified pathogen is respiratory syncytial virus (RSV). Other viruses such as human meta-pneumovirus (HMPV), influenza, parainfluenza, adenovirus and rhinovirus have also been implicated (Williams 2004). Other less common pathogens include *Mycoplasma pneumoniae* (*M. pneumoniae*), which can occur in sporadic outbreaks (Glezen 1971; Rose 1987). The diagnosis is most often made on clinical grounds, which usually includes tachypnoea (rapid breathing) and wheezing in children under two years of age (Bordley 2004). Immunofluorescence and culture of the nasopharyngeal aspirate may be used to determine the causative organism and may reduce antibiotic use (Christakis 2005). A chest X-ray may show hyperinflation and patchy atelectasis (where parts of the lung collapse or do not inflate properly) (Smyth 2006). There are few effective therapies, including antiviral therapies (Smyth 2006).

Description of the intervention

Antibiotics are not recommended unless there is concern about complications such as secondary bacterial pneumonia (Fitzgerald 2004; Lozano 2002). This is based on evidence suggesting a low risk of bacteraemia (0.2%) in children with bronchiolitis and fever - a lower risk than for children with a fever without a recognisable illness, where the rate ranges from 2% to 7% (Greenes 1999). Antibiotic use comes with significant harms including common adverse reactions (rash, abdominal pain, diarrhoea and vomiting), cost and community bacterial resistance (Brook 1998). Infants with severe bronchiolitis requiring mechanical ventilation have been shown to have high rates of bacterial co-infection. Bacterial co-infection rates vary from 21% (Thorburn 2006) to 26% (Kneyber 2005), measured in both from endotracheal aspirates. Consistent with these results, Kneyber 2005 reported antibiotic use at 95% in infants with bronchiolitis in intensive care. Antibiotics are commonly used in hospitalised infants, even in children who are not ventilated, at rates of 34% (Vogel 2003), 45% (Christakis 2005; Thorburn 2006), and 99% (Kabir 2003). In one outpatient study antibiotics were used in 53% of children with bronchiolitis (Halna 2005).

How the intervention might work

Antibiotics may be useful in cases of illness where superinfection with bacteria occurs, although it is unlikely that antibiotics will be effective for a condition that only has a viral cause. However, some antibiotics may have anti-inflammatory effects, which may improve symptoms.

Why it is important to do this review

The use of antibiotics for uncomplicated bronchiolitis is common yet is not justified by our understanding of bronchiolitis as a viral illness. The discord between clinical practice and the pathophysiological understanding of bronchiolitis as a viral illness will benefit from the empirical evidence offered by this systematic review.

OBJECTIVES

To evaluate the effectiveness of antibiotics for bronchiolitis in children under two years of age compared to placebo or other interventions.

METHODS

Criteria for considering studies for this review

Types of studies

Single or double-blind randomised controlled trials (RCTs) comparing antibiotics to placebo or control to treat bronchiolitis.

Types of participants

Children under the age of two years diagnosed with bronchiolitis using clinical criteria, such as respiratory distress preceded by coryzal symptoms, with or without fever.

Types of interventions

Oral, intravenous, intramuscular or inhaled antibiotics versus placebo.

Types of outcome measures

Primary outcomes

Duration of symptoms/signs:

1. Duration of supplementary oxygen requirement
2. Oxygen saturation
3. Wheeze
4. Crepitations
5. Fever

Secondary outcomes

1. Duration of admission/time to discharge from hospital
2. Readmissions
3. Complications/adverse events developed, including death
4. Radiological findings

Search methods for identification of studies

Electronic searches

We searched the Cochrane Central Register of Controlled Trials (CENTRAL 2014, Issue 6), which includes the Cochrane Acute Respiratory Infection Group's Specialised Register, and the Database of Abstracts of Reviews of Effects, MEDLINE (1966 to June 2014), EMBASE (1990 to June 2014) and Current Contents (2001 to June 2014).

We used multiple strategies to identify as many trials as possible that met the inclusion criteria, regardless of language or publication status. We used the search strategy described in [Appendix 1](#) to search MEDLINE and CENTRAL. We combined the MEDLINE search strategy with the Cochrane Highly Sensitive Search Strategy for identifying randomised trials in MEDLINE: sensitivity- and precision-maximising version (2008 revision): Ovid format ([Lefebvre 2011](#)). We modified these terms to search EMBASE ([Appendix 2](#)) and Current Contents ([Appendix 3](#)).

Searching other resources

We searched the trials registries WHO ICTRP and ClinicalTrials.gov for completed and ongoing trials (latest search date 7 July 2014). We handsearched the references of all identified studies. One review author (GS) and an expert librarian (LE) carried out the search. We contacted experts in the field looking for unpublished studies.

Data collection and analysis

Selection of studies

In the original publication of this review, two review authors (GS, CDM) independently scanned abstracts from the initial search results to identify trials that loosely met the inclusion criteria. Two review authors (CDM, JD) independently reviewed the full-text articles of the retrieved trials and applied the inclusion criteria.

In the 2011 update, four further studies were found to meet the inclusion criteria and two review authors (CDM, JD) independently assessed the methodological quality of the new included studies that met the inclusion criteria at that time.

Similarly, in this updated review two authors (RE, GS) scanned abstracts from the updated searches to identify trials that met the inclusion criteria. Two review authors (CDM, GS) independently reviewed the full-text articles of the retrieved trials and applied the inclusion criteria.

We identified two new papers, [Pinto 2012](#) and [McCallum 2013](#), for inclusion in this 2014 updated review.

Data extraction and management

In the initial publication of this review, two review authors (CDM, JD) independently extracted data from each study to be included, using data extraction forms which included type of intervention, adverse events, and continuous and dichotomous outcomes. We also noted the setting (hospital or primary care), study population and any additional interventions or tests.

In this update two review authors (CDM, GS) independently extracted data from the two new included papers. We contacted the authors of both papers to obtain original data.

Assessment of risk of bias in included studies

We rated the quality of each eligible RCT according to the 'Risk of bias' tool available in [RevMan 2014](#) and criteria set out in the *Cochrane Handbook for Systematic Reviews of Interventions* ([Higgins 2011](#)). We assessed methodological quality under the headings of allocation, blinding, incomplete outcome data, selective reporting and other potential sources of bias. Two review authors (GS, CDM) independently assessed the methodological quality of the two new included trials for this review update. We resolved any disagreements between the review authors by discussion.

Measures of treatment effect

We analysed data using RevMan 5.3 ([RevMan 2014](#)). We expressed continuous data comparisons using mean differences (MD), where there was one study, or standardised mean difference (SMD), where more than one study used different measurement scales. We expressed dichotomous data using odds ratios (OR).

We pooled data into clinical outcomes where multiple trial results for the same clinical presentation existed and heterogeneity did not preclude pooling of results.

Unit of analysis issues

The unit of analysis for each outcome was the individual research participant.

Dealing with missing data

Intention-to-treat (ITT) analyses were conducted in [Kneyber 2008](#) and [Kabir 2009](#). In the other five included studies it is not clear if ITT analyses were carried out. Studies were checked for missing data and attempts were made to contact study authors regarding missing data.

Assessment of heterogeneity

We did not undertake a meta-analysis for most clinical outcomes owing to multiple analyses with only one or two study results. We pooled results where we found a satisfactorily low I^2 statistic and non-significant Chi^2 test results. We were only able to combine data for deaths, duration of supplementary oxygen use and length of hospital stay. Given there were no deaths we cannot assess heterogeneity for that outcome.

Assessment of reporting biases

Studies were assessed to ensure that outcomes specified in the methods sections of included studies were reported in the results sections.

Data synthesis

We undertook meta-analysis for outcomes where there were sufficient comparable data. Only three outcomes fitted this bill: deaths, duration of supplemental oxygen use and length of hospital stay. We were not able to combine symptom measures owing to a lack of comparability of outcome measures or because the timing of measurement was irreconcilably different. We undertook narrative synthesis of the majority of results.

Subgroup analysis and investigation of heterogeneity

Where there was significant heterogeneity we did not conduct meta-analysis. Sub group analysis to investigate heterogeneity was considered for groups including year of publication, types of antibiotics used and hospital versus community setting.

Sensitivity analysis

Not applicable.

RESULTS

Description of studies

Results of the search

Initial database searching revealed the following results: 173 articles in MEDLINE, 102 articles in EMBASE, 23 articles in CENTRAL and two articles in DARE. Of these 300 articles, we rejected 297 on the basis of title and abstract alone leaving three studies.

In the 2011 update, we identified an additional 259 studies, with 35 duplicates and 220 rejected on title and abstract alone with four studies remaining. Of the seven studies identified from initial and updated searches, we excluded two: one because it did not involve clinical criteria for inclusion (Friis 1984), and one because it did not involve an antibiotic (Boogaard 2007). Five studies did meet the inclusion criteria (Field 1966; Kabir 2009; Kneyber 2008; Mazumder 2009; Tahan 2007).

In this 2014 update, following removal of duplicated studies, the searches resulted in the identification of a further 169 articles. We retrieved five articles for further evaluation. Two of these reported data from studies that met the inclusion criteria (McCallum 2013; Pinto 2012). We excluded three articles as they related to the study reported in McCallum 2013 and did not include any outcome data.

Included studies

Field 1966, Tahan 2007, Kneyber 2008, Mazumder 2009, Kabir 2009, Pinto 2012 and McCallum 2013 met the inclusion cri-

teria, randomising children to antibiotics or control groups. All study participants were children under two years of age except for Tahan 2007, which only included children under seven months of age. Two studies were conducted in low-income countries, both in Bangladesh (Kabir 2009; Mazumder 2009). These two studies compared oral erythromycin with intravenous ampicillin and control. Two studies were conducted in upper-middle income countries. Tahan 2007 (Turkey) compared clarithromycin with placebo, while Pinto 2012 (Brazil) compared azithromycin with placebo. Kneyber 2008 and McCallum 2013 were conducted in high-income countries and compared azithromycin with placebo. Field 1966, also conducted in a high-income country, compared oral ampicillin with placebo. All studies included participants who were hospitalised and only one study recruited from an outpatients department (Mazumder 2009). Only the two most recent studies clearly identified their funding sources (McCallum 2013; Pinto 2012).

Excluded studies

Boogaard 2007 did not study antibiotics for bronchiolitis. We excluded one study because it dealt with both pneumonia and bronchiolitis using crepitations and radiography as criteria for patient selection (Friis 1984). The study did perform a subgroup analysis of the two groups (antibiotics and placebo) based on virological diagnosis and these results are discussed.

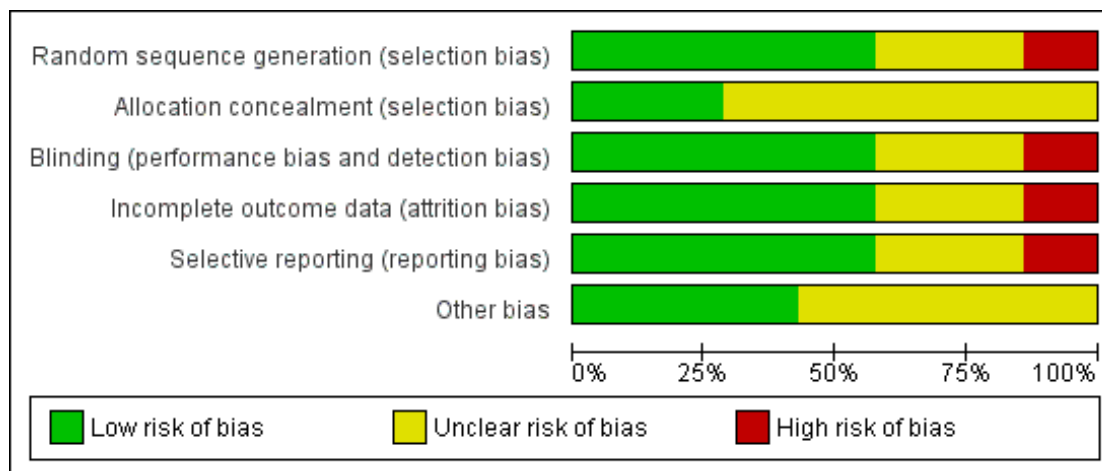
Risk of bias in included studies

Risk of bias is summarised in Figure 1 and Figure 2.

Figure 1. Methodological quality summary: review authors' judgements about each methodological quality item for each included study.

	Random sequence generation (selection bias)	Allocation concealment (selection bias)	Blinding (performance bias and detection bias)	Incomplete outcome data (attrition bias)	Selective reporting (reporting bias)	Other bias
Field 1966	+	?	+	-	+	?
Kabir 2009	+	?	-	+	-	+
Kneyber 2008	+	+	+	+	+	?
Mazumder 2009	-	?	?	?	?	?
McCallum 2013	+	+	+	+	+	+
Pinto 2012	?	?	?	+	+	+
Tahan 2007	?	?	+	?	?	?

Figure 2. Methodological quality graph: review authors' judgements about each methodological quality item presented as percentages across all included studies.



Allocation

Sequence generation was adequately described by [Kneyber 2008](#), [Kabir 2009](#) and [McCallum 2013](#). [Field 1966](#) probably also used an adequate randomisation procedure. The randomisation process for [Tahan 2007](#) is not adequately described and it was not adequately described in [Mazumder 2009](#). Only two of the seven included studies adequately described allocation concealment ([Kneyber 2008](#); [McCallum 2013](#)).

Blinding

Five studies described adequate blinding of participants (all infants), their parents and the investigators. Two did not discuss blinding ([Kabir 2009](#); [Mazumder 2009](#)). Two of the studies described blinding of the outcome assessor ([McCallum 2013](#); [Pinto 2012](#)).

Incomplete outcome data

In the [Mazumder 2009](#) trial, 22 participants (out of 124) were excluded because they did not attend regular follow-up (18) or were persistently unwell. In the [Kabir 2009](#) trial, 17 children were referred to tertiary care where there was access to paediatric intensive care and for 15 children their parents withdrew or they left their respective hospitals. In [Tahan 2007](#), nine participants were excluded because they took corticosteroids. There were only 15

participants in each group and six were excluded from the placebo group for taking corticosteroids and three from the clarithromycin group. In [Field 1966](#), eight patients were excluded from the study owing to symptom severity (three from the ampicillin group and five from the placebo group) with an extra two participants (one from each group) lost to follow-up at the end of the trial. There were no drop outs from the [Kneyber 2008](#) trial. Only one patient was lost to follow-up in the [Pinto 2012](#) trial. There was no loss to follow-up for the outcome of respiratory readmission in the [McCallum 2013](#) trial. One participant was excluded from analysis for the outcomes of length of stay and oxygen use as they were randomised to the placebo group but received a macrolide within the exclusion timeframe ([McCallum 2013](#)).

Selective reporting

We found [Kabir 2009](#) to have a high risk of reporting bias.

Other potential sources of bias

We identified no other concerns.

Effects of interventions

Duration of symptoms/signs

Primary outcomes

1. Duration of supplementary oxygen requirement

Four studies reported on duration of supplementary oxygen requirement (Kneyber 2008; McCallum 2013; Pinto 2012; Tahan 2007). Three of these studies compared azithromycin versus placebo (Kneyber 2008; McCallum 2013; Pinto 2012), while Tahan 2007 compared clarithromycin to placebo.

Tahan 2007 randomised infants younger than seven months admitted to a department of paediatrics in Turkey to clarithromycin for three weeks (15) or placebo (15) if they were found to be positive for a respiratory syncytial virus (RSV) immunofluorescent test. Nine participants were excluded owing to corticosteroid use, leaving 12 in the clarithromycin group and nine in the placebo group. Duration of oxygen use in the clarithromycin group was 31 hours (interquartile range: 28 to 42) and for placebo 72 hours (52 to 80).

Kneyber 2008 randomised infants younger than 24 months with clinically suspected viral bronchiolitis who were admitted to hospital in the Netherlands to azithromycin (32 children) and placebo (39 children). Oxygen was used by 20 participants in the azithromycin group (mean duration: 3.8 days \pm 0.4 standard error (SE)) and 31 participants in the placebo group (mean duration 3.4 days \pm 0.3). Other outcomes are tabled and discussed in later sections of this review as appropriate (Table 1).

McCallum 2013 randomised 97 children aged 18 months or under, admitted with a clinical diagnosis of bronchiolitis (according to standardised hospital protocols; months or under, with cough and coryza, wheezing with or without crackles, respiratory distress with both tachypnoea (respiratory rate $>$ 50 breaths/minute) and retractions) to receive either a single large dose (30 mg/kg) of azithromycin (50 children) or placebo (47 children) within 24 hours of hospitalisation. One of the primary outcomes was length of oxygen requirement. The mean difference (MD) in oxygen requirement was not statistically significant between groups; azithromycin 1.9 days versus placebo 2.7 days (MD -0.74; 95% confidence interval (CI) -1.88 to 0.39).

Pinto 2012 randomised children less than 12 months of age, hospitalised with acute viral bronchiolitis, to receive either azithromycin (88 children) or placebo (96 children) for seven days. One of the primary outcomes was duration of oxygen requirement. There was no statistically significant difference in duration of oxygen requirement in this study; azithromycin 4.4 days versus placebo 4.89 days (MD -0.49; 95% CI -1.35 to 0.37).

For duration of supplementary oxygen use we combined three studies comparing azithromycin versus placebo in a meta-analysis (Kneyber 2008; McCallum 2013; Pinto 2012). The three studies providing adequate data for days of supplementary oxygen showed no difference between antibiotics and placebo (pooled MD -0.20; 95% CI -0.72 to 0.33) (Analysis 1.1). Acceptable statistical het-

erogeneity was demonstrated for these results (Chi² test = 3.11, df = 2 (P value = 0.21); I² statistic = 36%).

2. Oxygen saturation

Mazumder 2009 randomised infants younger than 24 months (and older than one month) with clinically suspected bronchiolitis to intravenous ampicillin (29 children), oral erythromycin (32 children) and no antibiotics (43 children). Symptoms (wheeze, shortness of breath, oxygen saturation less than 96%, lack of social smile and feeding difficulties) were measured on days one, three and five. No significant differences were reported between the three groups for oxygen saturation less than 96%. Full results as reported by this study for the three groups are tabled with Chi² test results and significance levels (Table 2). The two antibiotic arms of this trial were also combined and compared with control. Again there was no significant difference between antibiotics and control for the outcome of oxygen saturation less than 96%.

3. Wheeze

Mazumder 2009 found there were significantly fewer children with wheeze in the oral erythromycin group on day three but significantly fewer children with wheeze in the control group on day five. When the two antibiotic arms of this trial were combined and compared with control, for the outcome of wheeze on day three, significantly fewer children had wheeze in the antibiotics arm (odds ratio (OR) 0.27; 95% CI 0.12 to 0.62). However, on day five significantly more children in the antibiotics arm had wheeze compared with control (OR 5.55; 95% CI 1.18 to 26.05) (Analysis 2.1).

4. Crepitations

None of the included studies explored this outcome.

5. Fever

Kabir 2009 randomised infants younger than 24 months with clinical signs of bronchiolitis (hospitalised with runny nose, cough, breathing difficulty, chest indrawing and rhonchi on auscultation). Symptom resolution was measured as rapid (less than four days) or gradual (more than four days). None of the symptom measures (including fever on day two) differed significantly between par-enteral ampicillin, oral erythromycin and control (Table 3).

There was no significant difference found in duration of fever (days) in Kneyber 2008 when comparing azithromycin versus placebo (Table 1).

While Kabir 2009 and Mazumder 2009 have the same intervention arms, results could not be combined in a meta-analysis as they either measured symptoms at markedly different times (for example, fever, wheeze, cough, shortness of breath) or used an incompa-

able measure (for example, oxygen saturation < 96% (Mazumder 2009) versus oxygen saturation < 90% (Kabir 2009)).

Secondary outcomes

1. Duration of admission/time to discharge from hospital

In Tahan 2007, median hospital stay on clarithromycin was 2.13 days (interquartile range: 2 to 2.83) compared to 3.67 days (3 to 4.17) for placebo. In Kneyber 2008, the outcome of length of hospital admission was 5.5 days (standard deviation (SD) 2.55) in the azithromycin group and 5.82 days (SD 2.0) in the placebo group, resulting in a MD of -0.32 (95% CI -1.40 to 0.76). In Pinto 2012, the use of azithromycin did not reduce the mean number of days of hospitalisation; azithromycin 5.18 versus placebo 5.81 (MD -0.63; 95% CI -1.52 to 0.26).

McCallum 2013 demonstrated no statistically significant difference in mean length of stay; azithromycin 2.7 days versus placebo 3.6 days (MD -0.90; 95% CI -2.12 to 0.32). In Kabir 2009, length of hospital stay did not differ significantly between parenteral ampicillin and oral erythromycin and control.

For length of hospital stay, we combined data from three studies comparing the use of azithromycin versus placebo (Kneyber 2008; McCallum 2013; Pinto 2012). We excluded one study from this meta-analysis because of poor methodological quality and clinical heterogeneity in that it compared erythromycin with placebo (Kabir 2009). The three studies providing adequate data for length of hospital admission similarly showed no difference between antibiotics (azithromycin) and placebo (pooled MD -0.58; 95% CI -1.18 to 0.02) (Analysis 4.1). Again, acceptable statistical heterogeneity was demonstrated for these results (Chi² test = 0.40, df = 2 (P value = 0.82); I² statistic = 0%).

2. Readmissions

In Tahan 2007, one participant was readmitted in the clarithromycin group (8.3%) and four in the placebo group (44%). McCallum 2013 explored hospital respiratory readmissions six months post discharge as a primary outcome. The number of children readmitted was similar, with 10 per group (OR 0.93; 95% CI 0.35 to 2.47). These two studies providing sufficient data to compare hospital readmissions found no significant difference but we did not pool data owing to a substantial risk of heterogeneity (I² statistic = 59%) (McCallum 2013; Tahan 2007).

3. Complications/adverse events developed, including death

There were no deaths reported in any arms of any of the seven included trials.

4. Radiological findings

Radiological findings were not reported as an outcome in any of the included studies.

DISCUSSION

Summary of main results

Six included studies did not find any difference between antibiotics and placebo for their primary outcomes of length of illness (Field 1966) or length of hospital stay (Kabir 2009; Kneyber 2008; Mazumder 2009; McCallum 2013; Pinto 2012). One small study with a high risk of bias found that three weeks of clarithromycin significantly reduced hospital admission compared to placebo (Tahan 2007). This reduction in hospital readmissions was not replicated in a more recent study that randomised 97 children to receive either a single large dose of azithromycin or placebo (n = 50 azithromycin, n = 47 placebo) (McCallum 2013). Another study with a high risk of bias found mixed results for the effects of antibiotics on wheeze but no difference for other symptom measures (Mazumder 2009).

We only combined data for deaths, duration of supplementary oxygen use and length of hospital stay. There were no deaths in any arms of any of the seven included trials. For duration of supplementary oxygen use, we combined three studies comparing azithromycin versus placebo (Kneyber 2008; McCallum 2013; Pinto 2012). The three studies providing adequate data for days of supplementary oxygen showed no difference between antibiotics and placebo (pooled mean difference (MD) -0.20; 95% confidence interval (CI) -0.72 to 0.33). For length of hospital stay, we combined data from three studies comparing the use of azithromycin versus placebo as a subtotal as part of the overall analysis of the effect of antibiotics on hospital stay (Kneyber 2008; McCallum 2013; Pinto 2012). One other study comparing erythromycin with placebo was not included because its addition resulted in statistically significant heterogeneity of the pooled results. This study had a higher risk of bias and it used a different antibiotic (erythromycin rather than azithromycin) as the intervention (Kabir 2009). The three studies providing adequate data for length of hospital admission similarly showed no difference between antibiotics (azithromycin) and placebo, providing a pooled MD of -0.58 days (95% CI -1.18 to 0.02) with acceptable statistical heterogeneity. Two studies providing sufficient data to compare hospital readmissions showed no significant difference between antibiotic and placebo groups but we did not pool data as there was a substantial risk of heterogeneity (I² statistic = 59%) (McCallum 2013; Tahan 2007).

Overall completeness and applicability of evidence

Clinicians may be concerned that if they do not use antibiotics in a child presenting with a fever and clinical symptoms and signs of bronchiolitis, they may be putting the child at risk of serious complications such as pneumonia, septicaemia and death. It has already been noted that children with this presentation are very unlikely to have an occult bacteraemia (Greenes 1999). In one study, paediatricians were less likely to evaluate febrile infants presenting with clinical signs of bronchiolitis for sepsis. In this series of 219 febrile infants with clinical signs of bronchiolitis, none had a serious bacterial infection and it was concluded that selective evaluation for sepsis in this population of febrile infants is appropriate (Luginbuhl 2008).

In addition to the four new randomised controlled trials (RCTs) included in the 2011 update, this 2014 updated review includes a further two new RCTs, all of which investigated the use of macrolide antibiotics for bronchiolitis. Macrolides are thought to have anti-inflammatory activities as well as antibiotic activity (Culic 2001), and so were thought to have potential in treating bronchiolitis, a viral condition. Additionally, clarithromycin, a macrolide antibiotic, has been shown to have immune modulatory effects (Ichiyama 2001). One included study hypothesised that clarithromycin would be beneficial for bronchiolitis and found clinical benefit from clarithromycin (Tahan 2007). However, firm conclusions about the benefits of clarithromycin for bronchiolitis cannot be drawn from this study of 21 participants because of the small numbers and the high risk of potential bias.

Another study examining a macrolide antibiotic, azithromycin, hypothesised that macrolide antibiotics would make no difference in bronchiolitis and this was what this study found (Kneyber 2008). Kneyber 2008 was a larger study and had fewer quality appraisal concerns. The two new included studies in this 2014 update also demonstrated no statistically significant benefit of azithromycin compared to placebo for their primary outcomes (McCallum 2013; Pinto 2012). The pooled result of these three studies for length of hospital admission was close to attaining statistical significance. However, the pooled result shows a potential reduction of only half a day in hospital, which represents approximately a 10% decrease in hospital time, which is of dubious clinical significance for an outcome which depends on many structural factors independent of the disease course. Azithromycin also has a long half-life, which may contribute to increased risk of emerging resistant strains of bacteria.

Mazumder 2009 and Kabir 2009 compared intravenous ampicillin and oral erythromycin for bronchiolitis and found no significant difference between the two. There was also no significant difference with control. For Mazumder 2009, the mixed results of antibiotics on the outcome of wheeze and high risk of potential bias mean that this study cannot support the use of antibiotics in bronchiolitis. No firm conclusions can be drawn from the empirical evidence contained in this review regarding the benefits of

macrolide antibiotics for bronchiolitis.

None of the studies specifically reported on adverse effects of antibiotics. Only two studies made general comments that no adverse effects were found with antibiotic use (Field 1966; McCallum 2013).

Methods to reduce antibiotic use for bronchiolitis have been investigated. Wilson 2002 found that a clinical pathway reduced inpatient antibiotic use for bronchiolitis from 27% to 9%.

Children with a serious illness requiring admission to intensive care, and especially those requiring ventilation, may have higher rates of bacterial co-infection, possibly justifying the increased use of antibiotics in this setting (Kneyber 2005; Thorburn 2006). There have been no RCTs assessing the usefulness of antibiotics for bronchiolitis in an intensive care setting. Bloomfield 2004 found that aside from intensive care admission (2.9% with bacteraemia), children with a respiratory syncytial virus (RSV) infection are more likely to be bacteraemic if they have a nosocomial RSV infection (6.5% bacteraemia) or cyanotic congenital heart disease (6.6% bacteraemia). The baseline rate of bacteraemia in children with RSV bronchiolitis in this study was 0.6%. However, a small study conducted in a paediatric intensive care unit in the United States found that otherwise low-risk infants (23 infants) with RSV bronchiolitis and respiratory failure had rates of concomitant bacterial pneumonia at 20% or higher (Levin 2010). Further evaluation of the risk of secondary bacterial infection following bronchiolitis would help inform the role of antibiotics in this viral infection, especially in the context of respiratory failure.

Quality of the evidence

This 2014 update saw the addition of two larger studies examining azithromycin versus placebo for bronchiolitis (McCallum 2013; Pinto 2012). These two studies combined involved a further 138 participants in the antibiotic arm and 143 participants in the placebo arm and demonstrated no statistically significant benefit of azithromycin compared to placebo for their primary outcomes. Prior to this only three small RCTs had examined antibiotics versus placebo, with only 72 participants in the antibiotic arms and 72 participants in the placebo arms. The two previous studies describing adequate randomisation conducted in high-income countries did not find any difference between antibiotic and placebo arms (Field 1966; Kneyber 2008). The study which found clarithromycin more likely to reduce hospital admission than placebo did not adequately describe randomisation nor allocation concealment and 30% of those randomised were excluded owing to co-administration of corticosteroids (Tahan 2007). The inconsistency of results seems most likely to be owing to the differences in methodological quality. The study by Tahan 2007 was the only one to use clarithromycin and the only study to use antibiotics for three weeks. Two studies have been conducted in low-income countries (Kabir 2009; Mazumder 2009), with a further two being conducted in upper-middle income countries (Pinto 2012; Tahan

2007). Both Mazumder 2009 and Kabir 2009 were studies which had a high risk of bias.

Potential biases in the review process

This 2014 updated review is stronger, owing to the inclusion of a further two new RCTs and makes a substantial contribution, especially with regards to the role of macrolides in bronchiolitis. No new unpublished data have been included. However, the review authors have no reason to suspect that the search strategy has biased the review results. Raw data could not be obtained from one study conducted 40 years ago (Field 1966), nor from Tahan 2007, Mazumder 2009 or Kabir 2009, which is a weakness of this review. Some trial authors did provide raw data for this review (Kneyber 2008; McCallum 2013; Pinto 2012).

Agreements and disagreements with other studies or reviews

Excluded studies comparing antibiotics to placebo in participants with bronchiolitis did not find any significant difference (Friis 1984).

AUTHORS' CONCLUSIONS

Implications for practice

Overall, this review does not support the use of antibiotics for bronchiolitis. Antibiotics may be justified in children with bronchiolitis who have respiratory failure.

Implications for research

Research to identify a possible small subgroup of patients presenting with bronchiolitis-like symptoms who may benefit from antibiotics is justified. These might include those with respiratory failure, in intensive care, with nosocomially acquired respiratory syncytial virus (RSV) and with cyanotic congenital heart disease. Future research may include subgroups based on tests for specific pathogens. Otherwise, research may be better focused on determining the reasons that clinicians use antibiotics so readily for bronchiolitis and how to reduce use of antibiotics for bronchiolitis, as well as ways to reduce clinician anxiety about not using antibiotics.

ACKNOWLEDGEMENTS

We would like to thank the following people for their comments on the draft review: Anne Lyddiatt, David Isaacs, Federico Martínón-Torres, Luthful Kabir, Max Bulsara and Juan Lozano. We also thank the following people for commenting on the updated review drafts: Linda Hornbeek, Liz Whamond, Amanda Roberts, Richard Taggart, David Isaacs, Federico Martínón-Torres, Rob Ware, Teresa Neeman and Inge Axelsson.

We would like to acknowledge Dr Kit Fonseka who co-wrote the initial protocol, reviewed the search results, performed quality appraisal, extracted data and helped write the first version of this review. Jenny Doust gave advice on performing the systematic review, critically appraised primary data, extracted data and helped write the protocol and the first two versions of this review.

REFERENCES

References to studies included in this review

Field 1966 *{published data only}*

Field C, Connolly J, Murtagh G, Slattery C, Turkington E. Antibiotic treatment of epidemic bronchiolitis - a double-blind trial. *British Medical Journal* 1966;1:83-5.

Kabir 2009 *{published data only}*

Kabir A, Mollah A, Anwar K, Rahman A, Amin R, Rahman M. Management of bronchiolitis without antibiotics: a multicentre randomized control trial in Bangladesh. *Acta Paediatrica* 2009;98:1593-9.

Kneyber 2008 *{published and unpublished data}*

Kneyber M, van Woensel J, Uijtendaal E, Uiterwaal C, Kimpen J. Azithromycin does not improve disease course in hospitalized infants with respiratory syncytial virus (RSV) lower respiratory tract disease: a randomized equivalence trial. *Pediatric Pulmonology* 2008;43:142-9.

Mazumder 2009 *{published data only}*

Mazumder M, Hossain M, Kabir A. Management of bronchiolitis with or without antibiotics - a randomized control trial. *Journal of Bangladesh College of Physicians and Surgeons* 2009;27(2):63-9.

McCallum 2013 *{published data only (unpublished sought but not used)}*

McCallum G, Morris P, Chatfield M, MacLennan C, White A, Sloots T, et al. A single dose of azithromycin does not improve clinical outcomes of children hospitalised with bronchiolitis: a randomised, placebo-controlled trial. *PLoS One* 2013;8:9.

Pinto 2012 *{published data only (unpublished sought but not used)}*

Pinto L, Pitres P, Luisi F, Piccoli de Mello P, Gerhardt M, Ferlini R, et al. Azithromycin therapy in hospitalised infants with acute bronchiolitis is not associated with better clinical

outcomes: a randomised, double-blinded, and placebo-controlled clinical trial. *Journal of Paediatrics* 2012;**161**:1104–8.

Tahan 2007 {published and unpublished data}

Tahan F, Ozcan A, Koc N. Clarithromycin in the treatment of RSV bronchiolitis: a double-blind, randomised, placebo-controlled trial. *European Respiratory Journal* 2007;**29**:91–7.

References to studies excluded from this review

Boogaard 2007 {published data only}

Boogaard R, Hulsmann A, van Venn L, Vaessen-Verbene A, Yap Y, Sprij A, et al. Recombinant human deoxyribonuclease in infants with respiratory syncytial virus bronchiolitis. *Chest* 2007;**131**:788–95.

Friis 1984 {published data only}

Friis B, Andersen P, Brenoe E, Hornsleth A, Jensen A, Knudsen F, et al. Antibiotic treatment of pneumonia and bronchiolitis. *Archives of Disease in Childhood* 1984;**59**:1038–45.

Additional references

Bloomfield 2004

Bloomfield P, Dalton D, Karleka A, Kesson A, Duncan G, Isaacs D. Bacteraemia and antibiotic use in respiratory syncytial virus infections. *Archives of Disease in Childhood* 2004;**89**:363–7.

Bordley 2004

Bordley WC, Viswanathan M, King VJ, Sutton SF, Jackman AM, Sterling L, et al. Diagnosis and testing in bronchiolitis: a systematic review. *Archives of Pediatrics & Adolescent Medicine* 2004;**158**:119–26.

Brook 1998

Brook I. Do antimicrobials increase the carriage rate of penicillin resistant pneumococci in children? Cross sectional prevalence study. *Primary Care* 1998;**25**(3):633–48.

Christakis 2005

Christakis D, Cowan C, Garrison M, Molteni R, Marcuse E, Zerr D. Variation in inpatient diagnostic testing and management of bronchiolitis. *Pediatrics* 2005;**115**:878–84.

Culic 2001

Culic O, Erakovic V, Parnham M. Antiinflammatory effects of macrolide antibiotics. *European Journal of Pharmacology* 2001;**429**:209–29.

Fitzgerald 2004

Fitzgerald DA, Kilham HA. Bronchiolitis: assessment and evidence-based management. *Medical Journal of Australia* 2004;**180**:399–408.

Glezen 1971

Glezen WP, Loda FA, Clyde WA Jr, Senior RJ, Sheaffer CI, Conley WG, et al. Epidemiologic patterns of acute lower respiratory disease of children in a pediatric practice. *Journal of Pediatrics* 1971;**78**:397–406.

Greenes 1999

Greenes D, Harper M. Low risk of bacteraemia in febrile children with recognizable viral syndromes. *Pediatric Infectious Disease Journal* 1999;**18**(3):258–61.

Halna 2005

Halna M, Leblond P, Aissi E, Dumonceaux A, Delepouille F, El Kohen R, et al. Impact of consensus conference on the ambulatory treatment of bronchiolitis in infants. *Presse Medicale* 2005;**34**(4):277–81.

Higgins 2011

Higgins JPT, Altman DG, Sterne JAC (editors). Chapter 8: Assessing risk of bias in included studies. In: Higgins JPT, Green S (editors). *Cochrane Handbook for Systematic Reviews of Interventions* Version 5.1.0 [updated March 2011]. The Cochrane Collaboration, 2011. Available from www.cochrane-handbook.org.

Ichiyama 2001

Ichiyama T, Nishikawa M, Yoshitomi T, Hasegawa S, Matsubara T, Hayashi T, et al. Clarithromycin inhibits NF- κ B activation in human peripheral blood mononuclear cells and pulmonary epithelial cells. *Antimicrobial Agents and Chemotherapy* 2001;**45**(1):44–7.

Kabir 2003

Kabir M, Haq N, Hoqu M, Ahmed F, Amin R, Hossain A, et al. Evaluation of hospitalised infants and young children with bronchiolitis - a multi-centre study. *Mymensingh Medical Journal* 2003;**12**(2):128–33.

Kneyber 2005

Kneyber M, van Oud-Alblas H, van Vliet M, Uiterwaal C, Kimpen J, van Vught A. Concurrent bacterial infection and prolonged mechanical ventilation in infants with respiratory syncytial virus lower respiratory tract disease. *Intensive Care Medicine* 2005;**31**:680–5.

Lefebvre 2011

Lefebvre C, Manheimer E, Glanville J. Chapter 6: Searching for studies. In: Higgins JPT, Green S (editors). *Cochrane Handbook for Systematic Reviews of Interventions* Version 5.1.0 [updated March 2011]. The Cochrane Collaboration, 2011. Available from www.cochrane-handbook.org.

Levin 2010

Levin D, Tribuzio M, Green-Wrzesinski T, Ames B, Radwan S, Jarvis D, et al. Empiric antibiotics are justified for infants with respiratory syncytial virus lower respiratory tract infection presenting with respiratory failure: a prospective study and evidence review. *Pediatric Critical Care Medicine* 2010;**11**(3):390–5.

Lozano 2002

Lozano J, Wang E. Bronchiolitis. *Clinical Evidence* 2002;**8**:291–303.

Luginbuhl 2008

Luginbuhl LM, Newman T, Pantell RH, Finch SA, Wasserman RC. Office-based treatment and outcomes for febrile infants with clinically diagnosed bronchiolitis. *Pediatrics* 2008;**122**(5):947–54.

RevMan 2014 [Computer program]

The Nordic Cochrane Centre, The Cochrane Collaboration. Review Manager (RevMan). Version 5.3. Copenhagen: The Nordic Cochrane Centre, The Cochrane Collaboration, 2014.

Rose 1987

Rose RM, Pinkston P, O'Donnell C. Viral infections of the lower respiratory tract. *Clinics in Chest Medicine* 1987;**8**: 405–18.

Smyth 2006

Smyth R, Openshaw P. Bronchiolitis. *Lancet* 2006;**368**: 312–22.

Thorburn 2006

Thorburn K, Harigopal S, Reddy V, Taylor N, van Saene H. High incidence of pulmonary bacterial co-infection in children with severe respiratory syncytial virus bronchiolitis. *Thorax* 2006;**61**(7):611–5.

Vogel 2003

Vogel AM, Lennon DR, Harding JE, Pinnock RE, Graham DA, Grimwood K, et al. Variations in bronchiolitis management between five New Zealand hospitals: can we do better?. *Journal of Paediatric Child Health* 2003;**39**:40–5.

Williams 2004

Williams JV, Harris PA, Tollefson SJ, Halburnt-Rush LL, Pingsterhaus JM, Edwards KM, et al. Human

metapneumovirus and lower respiratory tract disease in otherwise healthy infants and children. *New England Journal of Medicine* 2004;**350**:443–50.

Wilson 2002

Wilson SD, Dahl BB, Wells RD. An evidence-based clinical pathway for bronchiolitis safety reduces antibiotic overuse. *American Journal of Quality* 2002;**17**(5):195–9.

Wohl 1978

Wohl ME, Chernick V. State of the art bronchiolitis. *American Review of Respiratory Disease* 1978;**118**:759–81.

References to other published versions of this review**Spurling 2007**

Spurling GKP, Fonseka K, Doust J, Del Mar C. Antibiotics for bronchiolitis in children. *Cochrane Database of Systematic Reviews* 2007, Issue 4. [DOI: 10.1002/14651858.CD005189.pub2]

Spurling 2011

Spurling GKP, Doust J, Del Mar C, Eriksson L. Antibiotics for bronchiolitis in children. *Cochrane Database of Systematic Reviews* 2011, Issue 6. [DOI: 10.1002/14651858.CD005189.pub2]

* Indicates the major publication for the study

CHARACTERISTICS OF STUDIES

Characteristics of included studies [ordered by study ID]

Field 1966

Methods	Randomised controlled trial
Participants	Babies
Interventions	Ampicillin Placebo
Outcomes	Length of hospital stay Symptoms (not specified) Switch to treatment arm Death
Notes	No deaths or apparent side effects reported from the use of ampicillin

Risk of bias

Bias	Authors' judgement	Support for judgement
Random sequence generation (selection bias)	Low risk	Randomised
Allocation concealment (selection bias)	Unclear risk	Risk unclear
Blinding (performance bias and detection bias) All outcomes	Low risk	Patients were blinded but not doctors nor outcome assessors
Incomplete outcome data (attrition bias) All outcomes	High risk	No intention-to-treat analysis but withdrawal rates were acceptable
Selective reporting (reporting bias)	Low risk	
Other bias	Unclear risk	Funding sources do not appear to be identified. Beechams Research Laboratories supplied both the ampicillin and the placebo

Kabir 2009

Methods	Randomised controlled trial
Participants	Children under 2 years of age with clinical suspected bronchiolitis

Kabir 2009 (Continued)

Interventions	IV ampicillin (parenteral ampicillin 50 mg/kg/6-hourly + supportive care), oral erythromycin (oral erythromycin 10 mg/kg 6-hourly + supportive care), control
Outcomes	Respiratory rate, oxygen saturation, wheeze, fever, length of hospital stay, shortness of breath
Notes	-

Risk of bias

Bias	Authors' judgement	Support for judgement
Random sequence generation (selection bias)	Low risk	Random number table
Allocation concealment (selection bias)	Unclear risk	Not described
Blinding (performance bias and detection bias) All outcomes	High risk	Seems unlikely, not described
Incomplete outcome data (attrition bias) All outcomes	Low risk	32 participants dropped out (10%), 17 were referred to paediatric intensive care and 15 withdrew from the study or left the recruiting hospitals
Selective reporting (reporting bias)	High risk	
Other bias	Low risk	Bangladesh Medical Research Council funded this project (through a grant from the World Bank)

Kneyber 2008

Methods	Double-blinded, placebo-controlled, randomised controlled trial
Participants	Hospitalised infants younger than 24 months with clinically confirmed viral lower respiratory tract infection
Interventions	Azithromycin 10 mg/kg/day, once daily for 3 days
Outcomes	Respiratory rate, accessory muscle use, malaise severity, disease complications, use of alternative therapies, length of hospital stay, length of intensive care stay, deaths, need for NG feeding
Notes	-

Risk of bias

Kneyber 2008 (Continued)

Bias	Authors' judgement	Support for judgement
Random sequence generation (selection bias)	Low risk	Adequate block randomisation
Allocation concealment (selection bias)	Low risk	
Blinding (performance bias and detection bias) All outcomes	Low risk	Participants and doctors
Incomplete outcome data (attrition bias) All outcomes	Low risk	No loss to follow-up
Selective reporting (reporting bias)	Low risk	
Other bias	Unclear risk	Funding sources do not appear to be identified

Mazumder 2009

Methods	Randomised controlled trial
Participants	Children aged 1 month to 2 years presenting to an outpatients department in a teaching hospital
Interventions	Supportive management, supportive management plus IV ampicillin, supportive management plus oral erythromycin
Outcomes	Breathing difficulty, feeding difficulty, social smile, tachypnoea (rapid breathing), hypoxia, wheeze, rhonchi, crepitation, WBC, Hb, ESR, CRP, X-ray, rate of recovery
Notes	-

Risk of bias

Bias	Authors' judgement	Support for judgement
Random sequence generation (selection bias)	High risk	Odds and evens
Allocation concealment (selection bias)	Unclear risk	Not discussed
Blinding (performance bias and detection bias) All outcomes	Unclear risk	Not specified

Mazumder 2009 (Continued)

Incomplete outcome data (attrition bias) All outcomes	Unclear risk	Not specified
Selective reporting (reporting bias)	Unclear risk	Unsure
Other bias	Unclear risk	Funding sources do not appear to be identified

McCallum 2013

Methods	Randomised controlled trial
Participants	Children aged ≤ 18 months, admitted with a clinical diagnosis of bronchiolitis (according to standardised hospital protocols; ≤ 18 months, with cough and coryza, wheezing +/- crackles, respiratory distress with both tachypnoea (respiratory rate > 50 breaths/minute) and retractions). The major reason why 450 children did not meet the inclusion criteria was because they did not require supplemental oxygen or were admitted over the weekend. During recruitment, 21 children admitted into intensive care were excluded
Interventions	A single large dose (30 mg/kg) of azithromycin within 24 hours of hospitalisation
Outcomes	Primary outcomes: length of stay for respiratory illness - time from admission to time for 'ready for discharge' (SpO ₂ consistently $> 94\%$ in air for > 16 hours and feeding adequately), duration of O ₂ requirement Other outcomes: any respiratory-related readmissions within 6 months of discharge and identification of respiratory viruses and bacterial pathogens
Notes	-

Risk of bias

Bias	Authors' judgement	Support for judgement
Random sequence generation (selection bias)	Low risk	Randomisation was stratified by age (≤ 6 or > 6 months), ethnicity (Indigenous or non-Indigenous) and site (Darwin or Townsville). Randomisation was by computer-generated permuted blocks
Allocation concealment (selection bias)	Low risk	Treatment allocation was concealed by opaque stickers. Upon enrolment, children were assigned the next treatment on the appropriate stratified list
Blinding (performance bias and detection bias) All outcomes	Low risk	Neither the study team (researchers, hospital staff) nor parents were aware of the assigned treatment group until the end of the trial. The placebo medication was manufactured by the Institute of Drug Technology Australia Limited (Melbourne, Victoria). It had a similar smell and taste to active azithromycin. Azithromycin (Pfizer, Aus-

McCallum 2013 (Continued)

		tralia) was repackaged by IDT. Both medications were prepared as powder in identical opaque bottled and sealed with an aluminium foil
Incomplete outcome data (attrition bias) All outcomes	Low risk	97 children were recruited and data from 96 children were analysed. One participant was excluded from the analysis of primary outcomes; they had received a macrolide in the previous 7 days (this child was randomised to placebo) . This child was included in the analysis of secondary outcomes
Selective reporting (reporting bias)	Low risk	
Other bias	Low risk	Study was funded by grants from the Channel 7 Foundation (seed funding 2007), the Financial Markets Foundation for Children (for 2 years), and supported by a National Health and Medical Research Council (NHMRC) Centre for Research Excellence in Lung Health of Aboriginal and Torres Strait Islander Children (grant number 1040830). GBM is supported by a NHMRC scholarship (grant 1055262), AC is funded by a NHMRC practitioner fellowship (grant 545216). The funders had no role in study design, data collection and analysis, decision to publish, or preparation of the manuscript

Pinto 2012

Methods	Randomised controlled trial
Participants	Children < 12 months of age hospitalised with acute viral bronchiolitis
Interventions	Azithromycin administered orally for 7 days
Outcomes	Length of hospitalisation and duration of oxygen requirement
Notes	-

Risk of bias

Bias	Authors' judgement	Support for judgement
Random sequence generation (selection bias)	Unclear risk	Infants were randomised (simple/unrestricted randomisation) to receive either a daily oral dose of azithromycin or an equivalent volume of placebo
Allocation concealment (selection bias)	Unclear risk	Not described

Pinto 2012 (Continued)

Blinding (performance bias and detection bias) All outcomes	Unclear risk	The patients were infants. A blinded study team member supervised the intervention. A standardised form was used to collect clinical information on the patients included in the trial. Whether or not the outcome assessors were blind to the intervention was not described
Incomplete outcome data (attrition bias) All outcomes	Low risk	Of 185 patients, 1 patient was lost to follow-up in the placebo group. Data from 184 patients were analysed
Selective reporting (reporting bias)	Low risk	
Other bias	Low risk	Funded by Fundacao de Amparo a Pesquisa do Estado do Rio Grande do Sul, which did not participate in the collection, analysis or interpretation of data, nor in the writing or the decision to submit the manuscript

Tahan 2007

Methods	Double-blind, randomised controlled trial
Participants	Infants less than or equal to 7 months with immunologically confirmed RSV infection admitted to 1 hospital
Interventions	Clarithromycin 15 mg/kg/day, once daily for 3 weeks
Outcomes	Respiratory rate, wheeze, use of supplemental oxygen, cyanosis, hospital admission, length of stay
Notes	-

Risk of bias

Bias	Authors' judgement	Support for judgement
Random sequence generation (selection bias)	Unclear risk	"... infants were randomised by a single study nurse..." "Simple randomisation was used"
Allocation concealment (selection bias)	Unclear risk	Allocation after enrolment by study nurse
Blinding (performance bias and detection bias) All outcomes	Low risk	Blinding of patients and investigators
Incomplete outcome data (attrition bias) All outcomes	Unclear risk	30 patients were randomised, however 9 were later excluded as they received corticosteroid therapy

Tahan 2007 (Continued)

Selective reporting (reporting bias)	Unclear risk	Unsure if trial was registered
Other bias	Unclear risk	Unsure if there were any conflicts of interest; funding sources do not appear to be identified

CRP: C-reactive protein

ESR: erythrocyte sedimentation rate

Hb: haemoglobin

IV: intravenous

NG: nasogastric

RSV: respiratory syncytial virus

WBC: white blood count

Characteristics of excluded studies [ordered by study ID]

Study	Reason for exclusion
Boogaard 2007	Did not study antibiotics
Friis 1984	The patient selection criteria were fine crepitations or consolidation on chest radiograph, which was not consistent with our inclusion criteria of a purely clinical presentation of bronchiolitis

DATA AND ANALYSES

Comparison 1. Use of alternative therapy (including duration of supplementary oxygen requirement)

Outcome or subgroup title	No. of studies	No. of participants	Statistical method	Effect size
1 Days of supplementary oxygen	3	350	Mean Difference (IV, Fixed, 95% CI)	-0.20 [-0.72, 0.33]
2 Use of alternative therapy	1		Odds Ratio (M-H, Fixed, 95% CI)	Subtotals only
2.1 Oxygen	1	71	Odds Ratio (M-H, Fixed, 95% CI)	0.43 [0.15, 1.24]
2.2 Bronchodilator use	1	71	Odds Ratio (M-H, Fixed, 95% CI)	0.79 [0.31, 2.02]
2.3 Corticosteroid use	1	71	Odds Ratio (M-H, Fixed, 95% CI)	0.15 [0.02, 1.27]
2.4 Nasogastric feeding	1	71	Odds Ratio (M-H, Fixed, 95% CI)	1.44 [0.56, 3.69]
3 Duration of bronchodilator use	1	71	Mean Difference (IV, Fixed, 95% CI)	-0.20 [-1.28, 0.88]
4 Days of tube feeding	1	71	Mean Difference (IV, Fixed, 95% CI)	0.10 [-0.95, 1.15]

Comparison 2. Symptoms

Outcome or subgroup title	No. of studies	No. of participants	Statistical method	Effect size
1 Wheeze	2		Odds Ratio (M-H, Fixed, 95% CI)	Subtotals only
1.1 Day 1	1	104	Odds Ratio (M-H, Fixed, 95% CI)	0.0 [0.0, 0.0]
1.2 Day 3	1	104	Odds Ratio (M-H, Fixed, 95% CI)	0.27 [0.12, 0.62]
1.3 Day 5	1	104	Odds Ratio (M-H, Fixed, 95% CI)	5.55 [1.18, 26.05]
1.4 Day 7	1	295	Odds Ratio (M-H, Fixed, 95% CI)	2.18 [0.71, 6.68]
2 Shortness of breath	2		Odds Ratio (M-H, Fixed, 95% CI)	Subtotals only
2.1 Day 1	1	104	Odds Ratio (M-H, Fixed, 95% CI)	0.0 [0.0, 0.0]
2.2 Day 3	1	104	Odds Ratio (M-H, Fixed, 95% CI)	0.75 [0.34, 1.66]
2.3 Day 5	1	104	Odds Ratio (M-H, Fixed, 95% CI)	0.66 [0.28, 1.55]
2.4 Day 7	1	295	Odds Ratio (M-H, Fixed, 95% CI)	4.46 [1.01, 19.72]
3 Oxygen saturation (< 96%)	1		Odds Ratio (M-H, Fixed, 95% CI)	Subtotals only
3.1 Day 1	1	104	Odds Ratio (M-H, Fixed, 95% CI)	1.02 [0.47, 2.24]
3.2 Day 3	1	104	Odds Ratio (M-H, Fixed, 95% CI)	2.48 [0.83, 7.44]
3.3 Day 5	1	104	Odds Ratio (M-H, Fixed, 95% CI)	1.83 [0.34, 9.91]
4 Not smiling socially	1		Odds Ratio (M-H, Fixed, 95% CI)	Subtotals only
4.1 Day 1	1	104	Odds Ratio (M-H, Fixed, 95% CI)	0.83 [0.36, 1.91]
4.2 Day 3	1	104	Odds Ratio (M-H, Fixed, 95% CI)	0.83 [0.24, 2.91]
4.3 Day 5	1	104	Odds Ratio (M-H, Fixed, 95% CI)	0.0 [0.0, 0.0]
5 Feeding difficulties	1		Odds Ratio (M-H, Fixed, 95% CI)	Subtotals only
5.1 Day 1	1	104	Odds Ratio (M-H, Fixed, 95% CI)	0.5 [0.23, 1.10]
5.2 Day 3	1	104	Odds Ratio (M-H, Fixed, 95% CI)	0.83 [0.24, 2.91]
5.3 Day 5	1	104	Odds Ratio (M-H, Fixed, 95% CI)	0.0 [0.0, 0.0]
6 Fever	1		Odds Ratio (M-H, Fixed, 95% CI)	Totals not selected
6.1 Day 2	1		Odds Ratio (M-H, Fixed, 95% CI)	0.0 [0.0, 0.0]
7 Cough	1		Odds Ratio (M-H, Fixed, 95% CI)	Subtotals only
7.1 Day 7	1	295	Odds Ratio (M-H, Fixed, 95% CI)	3.33 [0.96, 11.53]

Comparison 3. Duration of symptoms

Outcome or subgroup title	No. of studies	No. of participants	Statistical method	Effect size
1 Duration of symptoms	2	123	Mean Difference (IV, Fixed, 95% CI)	0.32 [-1.14, 1.78]
2 Duration of fever [days]	1	71	Mean Difference (IV, Fixed, 95% CI)	0.5 [-0.09, 1.09]

Comparison 4. Hospital admissions/time to discharge from hospital

Outcome or subgroup title	No. of studies	No. of participants	Statistical method	Effect size
1 Length of hospital stay	4		Mean Difference (IV, Random, 95% CI)	Subtotals only
1.1 Azithromycin versus placebo	3	350	Mean Difference (IV, Random, 95% CI)	-0.58 [-1.18, 0.02]
1.2 Erythromycin versus placebo	1	196	Mean Difference (IV, Random, 95% CI)	0.70 [0.22, 1.18]

Comparison 5. Readmissions

Outcome or subgroup title	No. of studies	No. of participants	Statistical method	Effect size
1 Readmission	2		Odds Ratio (M-H, Fixed, 95% CI)	Subtotals only

Comparison 6. PICU admission

Outcome or subgroup title	No. of studies	No. of participants	Statistical method	Effect size
1 PICU admission	1	71	Odds Ratio (M-H, Fixed, 95% CI)	0.39 [0.02, 10.03]

Comparison 7. Death

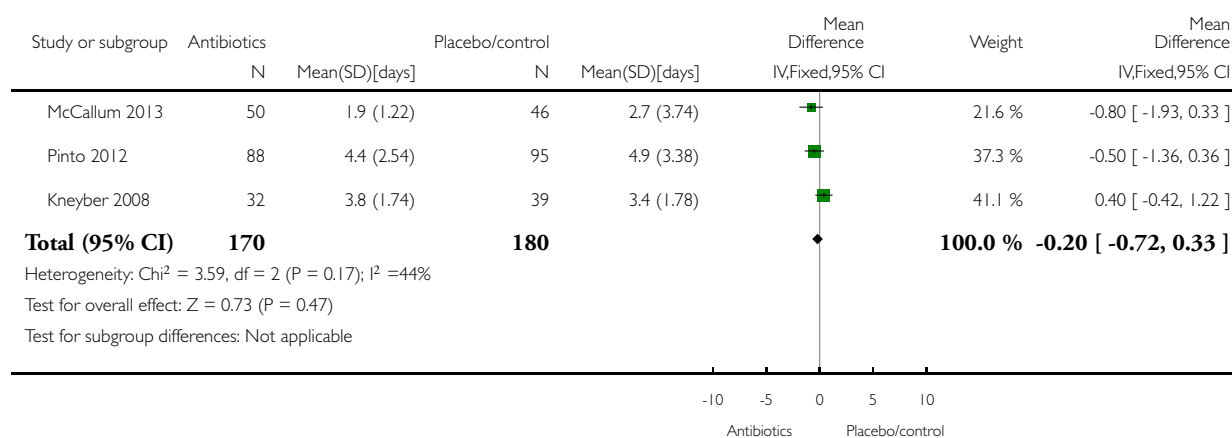
Outcome or subgroup title	No. of studies	No. of participants	Statistical method	Effect size
1 Deaths	5	543	Odds Ratio (M-H, Fixed, 95% CI)	0.0 [0.0, 0.0]

Analysis 1.1. Comparison 1 Use of alternative therapy (including duration of supplementary oxygen requirement), Outcome 1 Days of supplementary oxygen.

Review: Antibiotics for bronchiolitis in children under two years of age

Comparison: 1 Use of alternative therapy (including duration of supplementary oxygen requirement)

Outcome: 1 Days of supplementary oxygen

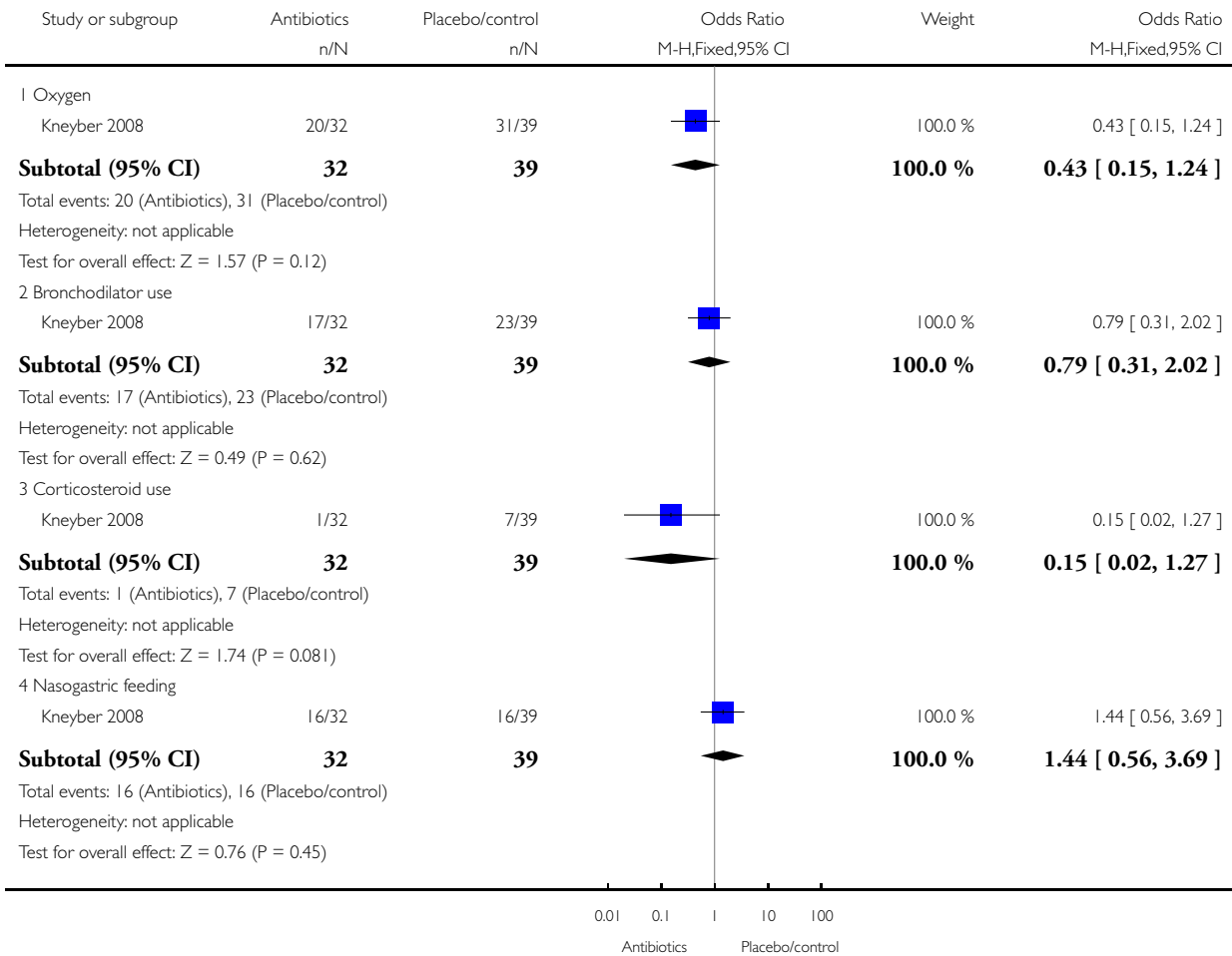


Analysis 1.2. Comparison 1 Use of alternative therapy (including duration of supplementary oxygen requirement), Outcome 2 Use of alternative therapy.

Review: Antibiotics for bronchiolitis in children under two years of age

Comparison: 1 Use of alternative therapy (including duration of supplementary oxygen requirement)

Outcome: 2 Use of alternative therapy

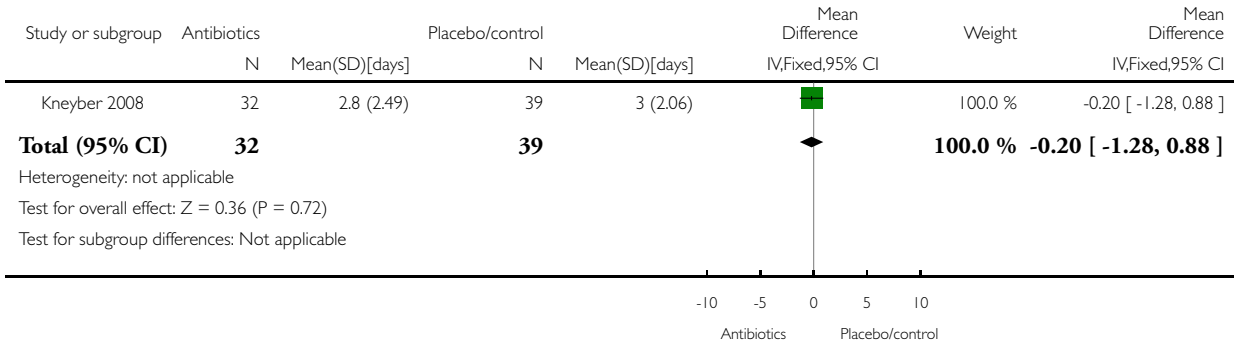


Analysis I.3. Comparison I Use of alternative therapy (including duration of supplementary oxygen requirement), Outcome 3 Duration of bronchodilator use.

Review: Antibiotics for bronchiolitis in children under two years of age

Comparison: I Use of alternative therapy (including duration of supplementary oxygen requirement)

Outcome: 3 Duration of bronchodilator use

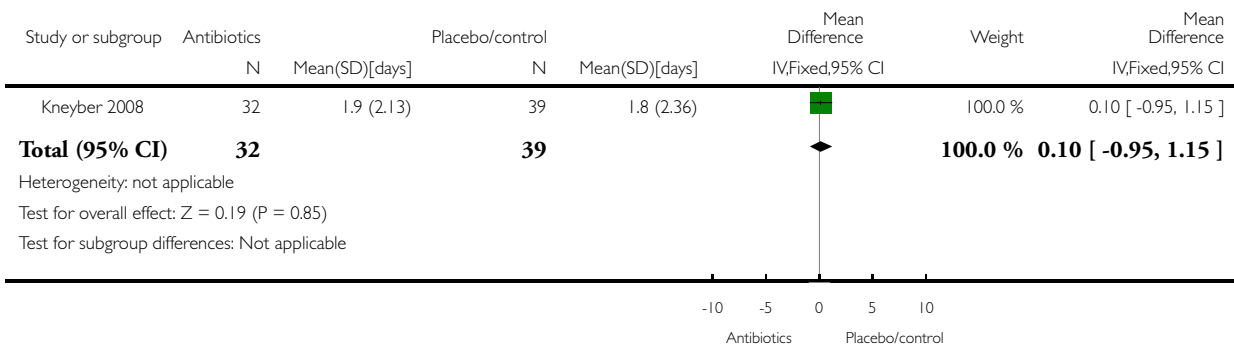


Analysis I.4. Comparison I Use of alternative therapy (including duration of supplementary oxygen requirement), Outcome 4 Days of tube feeding.

Review: Antibiotics for bronchiolitis in children under two years of age

Comparison: I Use of alternative therapy (including duration of supplementary oxygen requirement)

Outcome: 4 Days of tube feeding

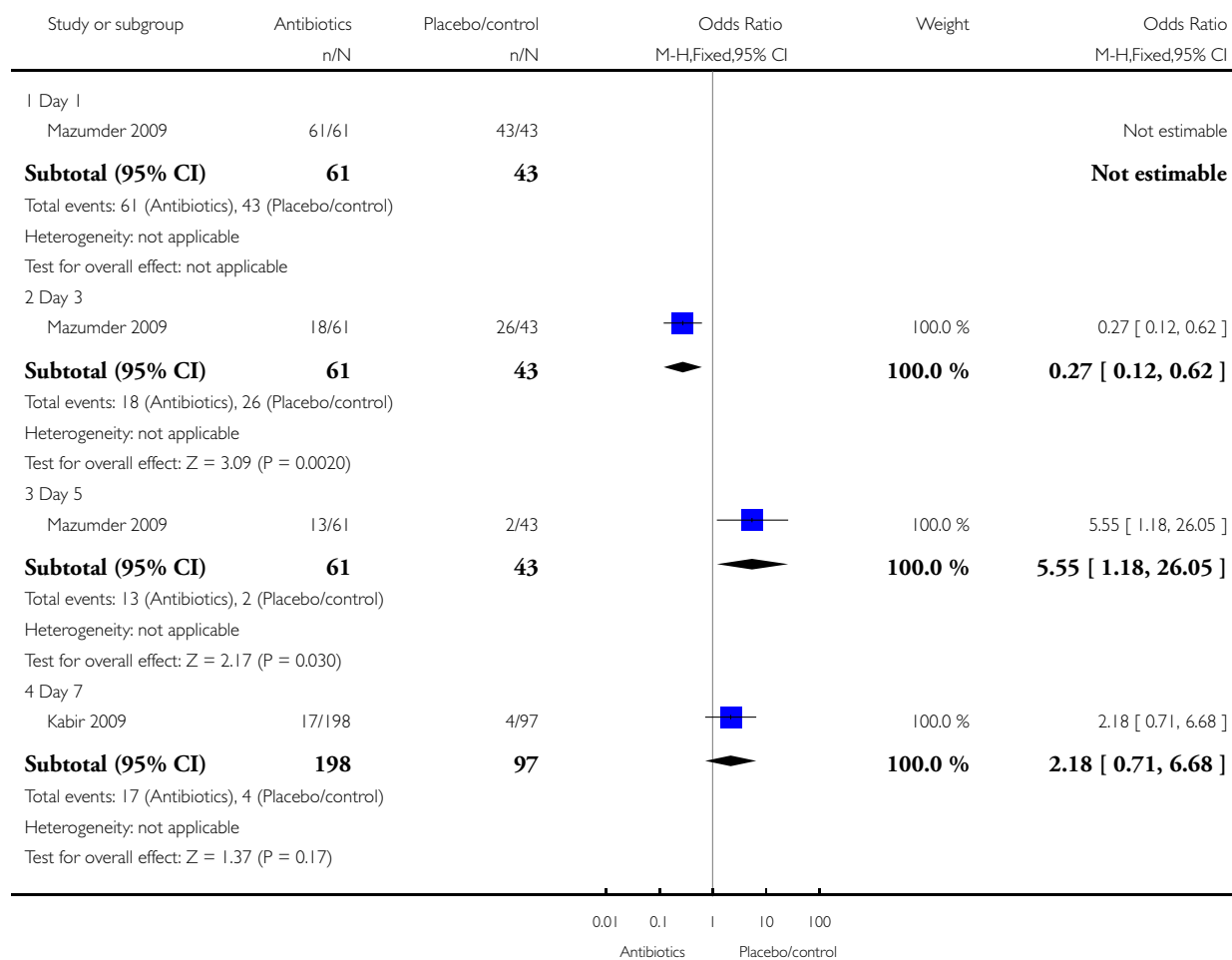


Analysis 2.1. Comparison 2 Symptoms, Outcome 1 Wheeze.

Review: Antibiotics for bronchiolitis in children under two years of age

Comparison: 2 Symptoms

Outcome: 1 Wheeze

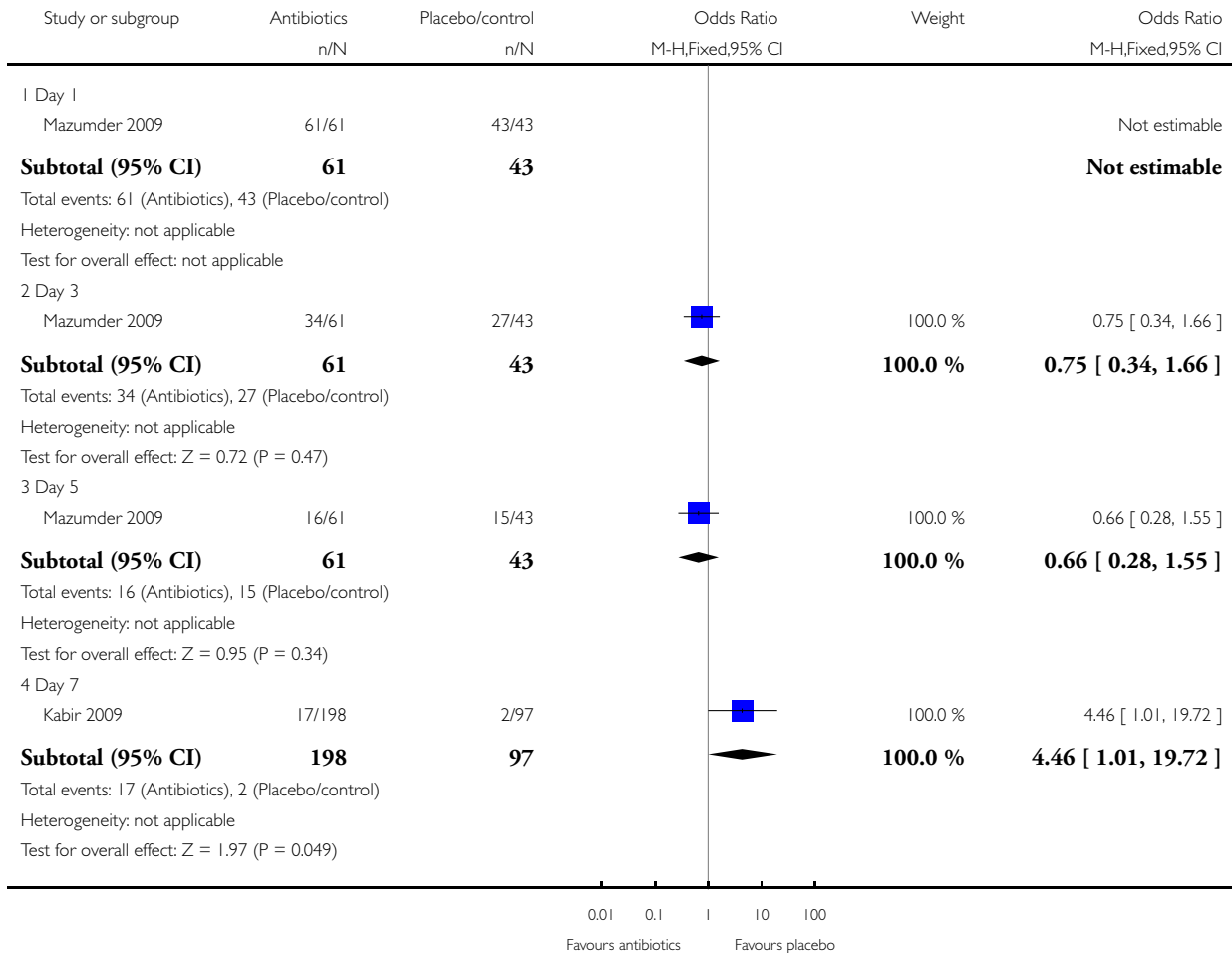


Analysis 2.2. Comparison 2 Symptoms, Outcome 2 Shortness of breath.

Review: Antibiotics for bronchiolitis in children under two years of age

Comparison: 2 Symptoms

Outcome: 2 Shortness of breath

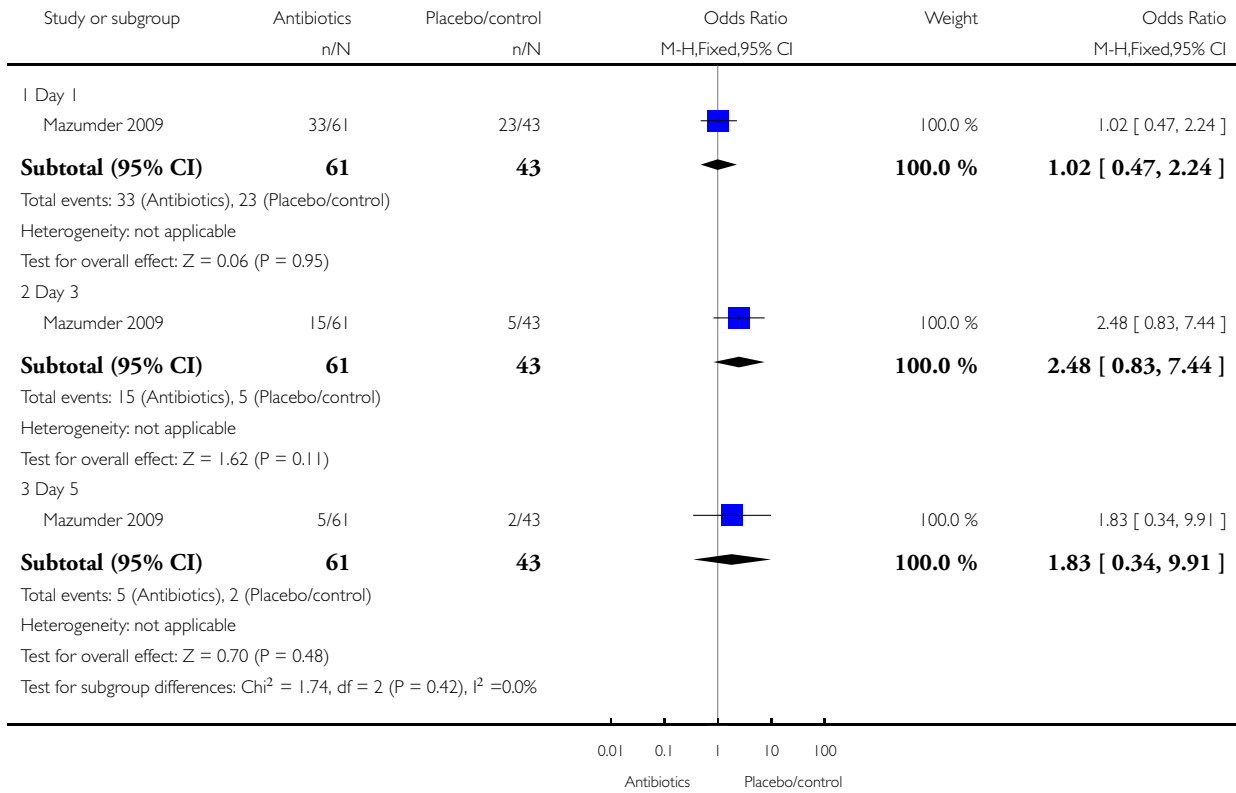


Analysis 2.3. Comparison 2 Symptoms, Outcome 3 Oxygen saturation (< 96%).

Review: Antibiotics for bronchiolitis in children under two years of age

Comparison: 2 Symptoms

Outcome: 3 Oxygen saturation (< 96%)

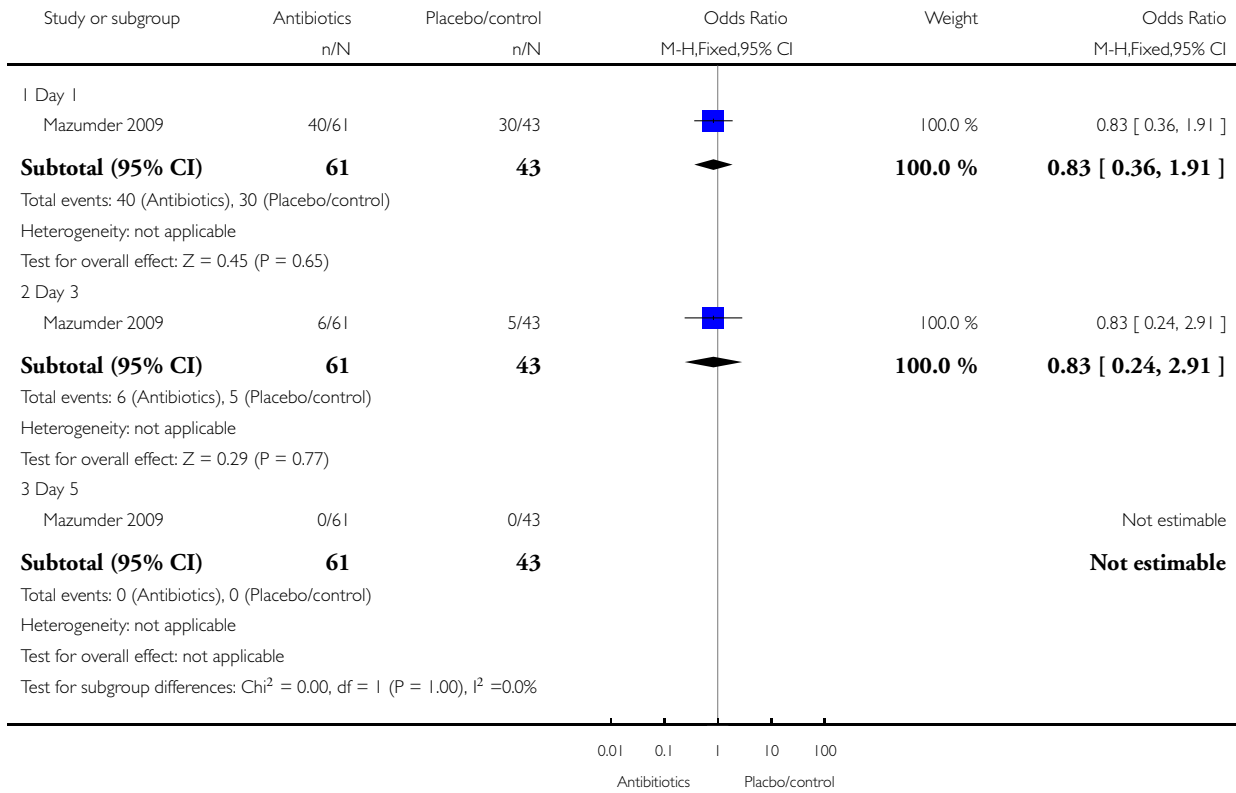


Analysis 2.4. Comparison 2 Symptoms, Outcome 4 Not smiling socially.

Review: Antibiotics for bronchiolitis in children under two years of age

Comparison: 2 Symptoms

Outcome: 4 Not smiling socially

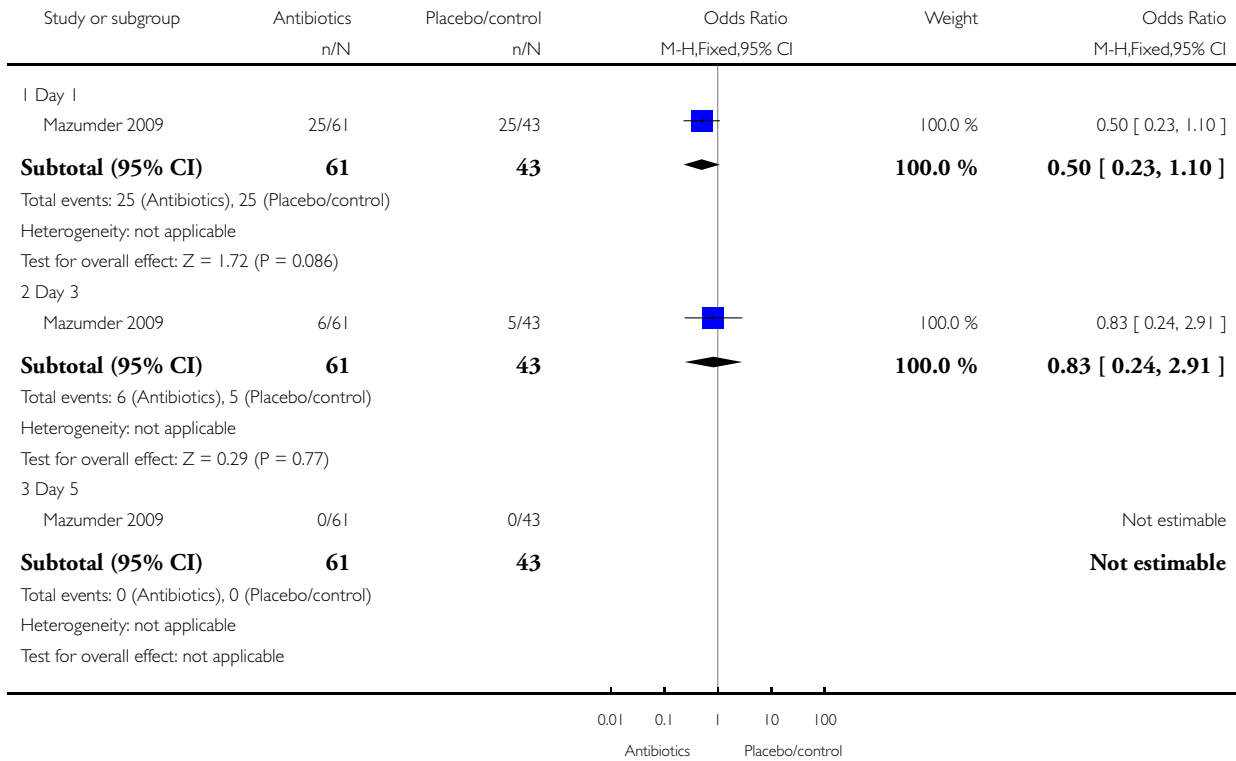


Analysis 2.5. Comparison 2 Symptoms, Outcome 5 Feeding difficulties.

Review: Antibiotics for bronchiolitis in children under two years of age

Comparison: 2 Symptoms

Outcome: 5 Feeding difficulties

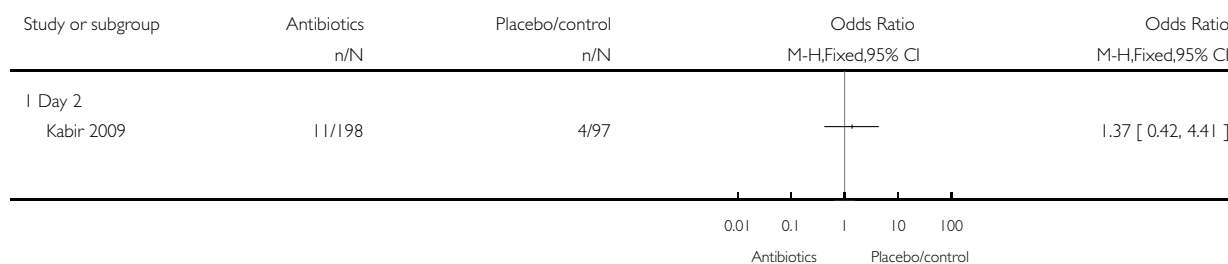


Analysis 2.6. Comparison 2 Symptoms, Outcome 6 Fever.

Review: Antibiotics for bronchiolitis in children under two years of age

Comparison: 2 Symptoms

Outcome: 6 Fever

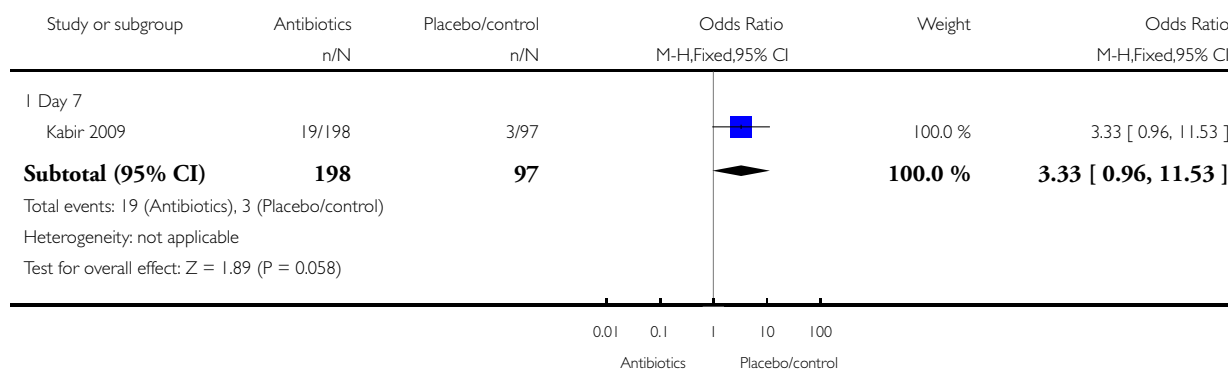


Analysis 2.7. Comparison 2 Symptoms, Outcome 7 Cough.

Review: Antibiotics for bronchiolitis in children under two years of age

Comparison: 2 Symptoms

Outcome: 7 Cough

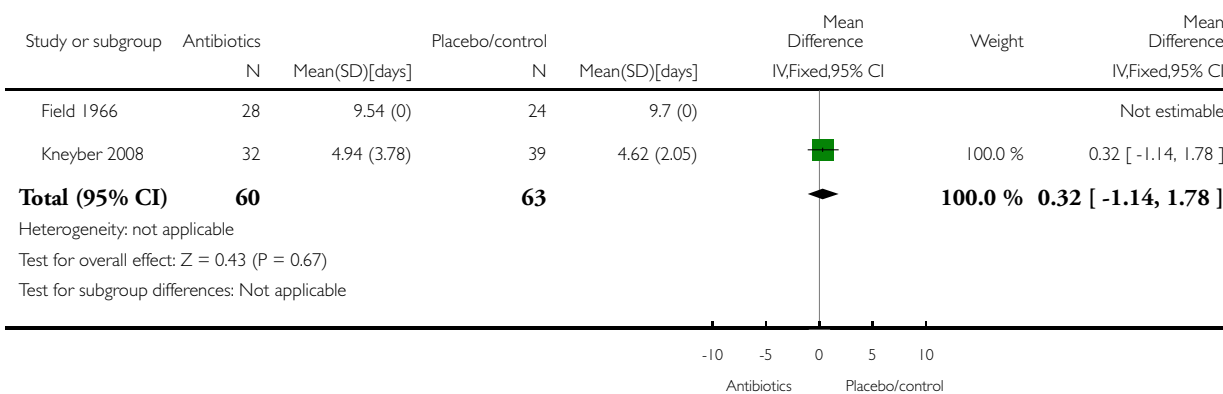


Analysis 3.1. Comparison 3 Duration of symptoms, Outcome 1 Duration of symptoms.

Review: Antibiotics for bronchiolitis in children under two years of age

Comparison: 3 Duration of symptoms

Outcome: 1 Duration of symptoms

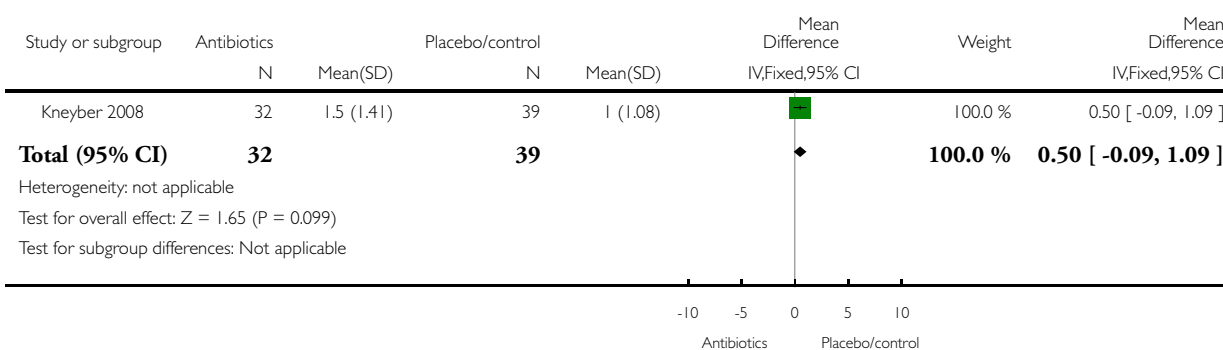


Analysis 3.2. Comparison 3 Duration of symptoms, Outcome 2 Duration of fever [days].

Review: Antibiotics for bronchiolitis in children under two years of age

Comparison: 3 Duration of symptoms

Outcome: 2 Duration of fever [days]

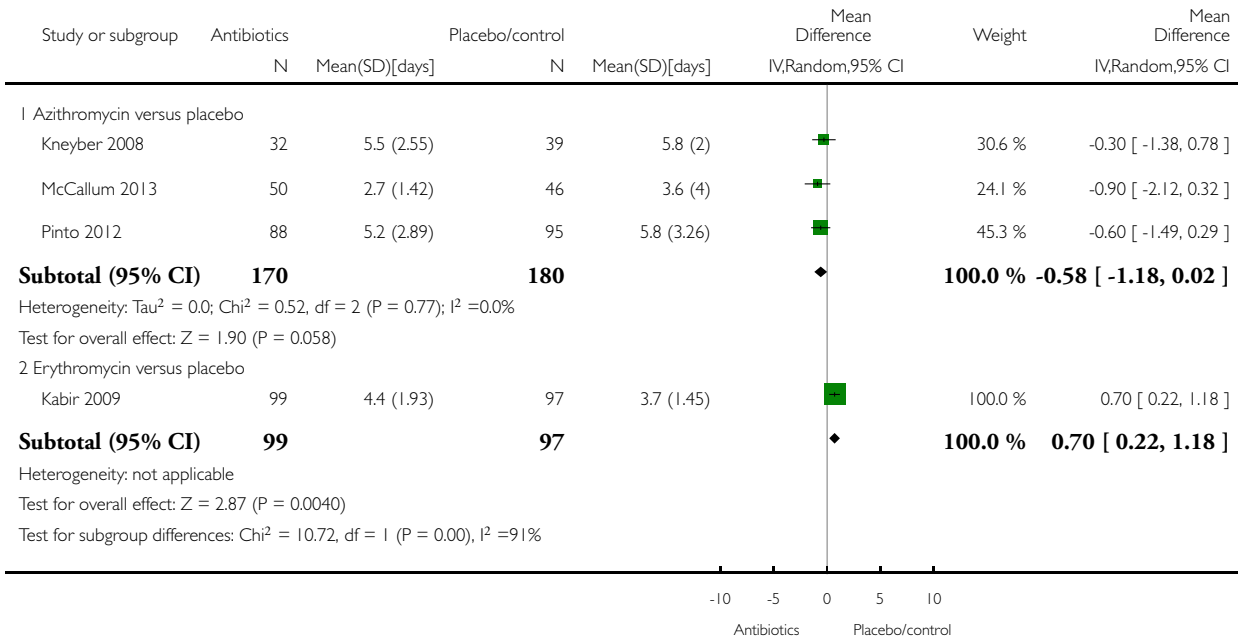


Analysis 4.1. Comparison 4 Hospital admissions/time to discharge from hospital, Outcome 1 Length of hospital stay.

Review: Antibiotics for bronchiolitis in children under two years of age

Comparison: 4 Hospital admissions/time to discharge from hospital

Outcome: 1 Length of hospital stay

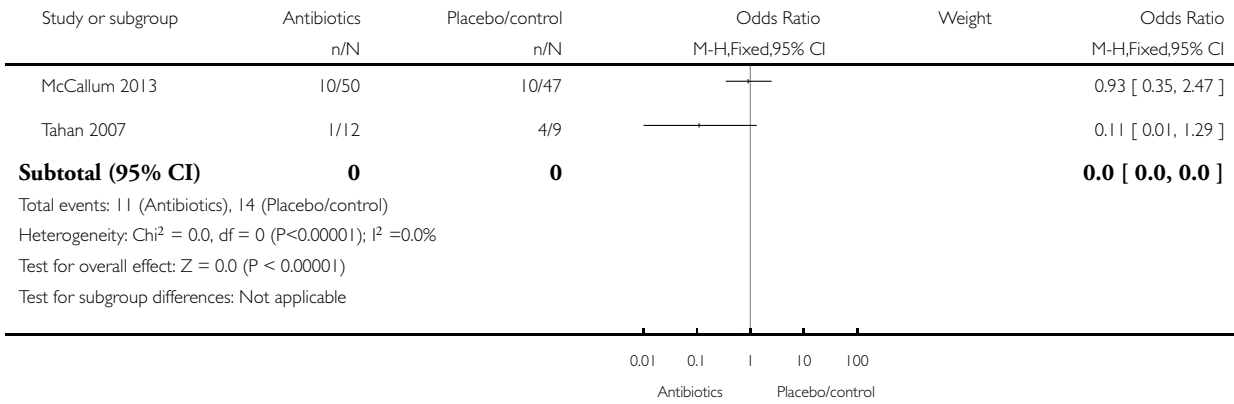


Analysis 5.1. Comparison 5 Readmissions, Outcome 1 Readmission.

Review: Antibiotics for bronchiolitis in children under two years of age

Comparison: 5 Readmissions

Outcome: 1 Readmission

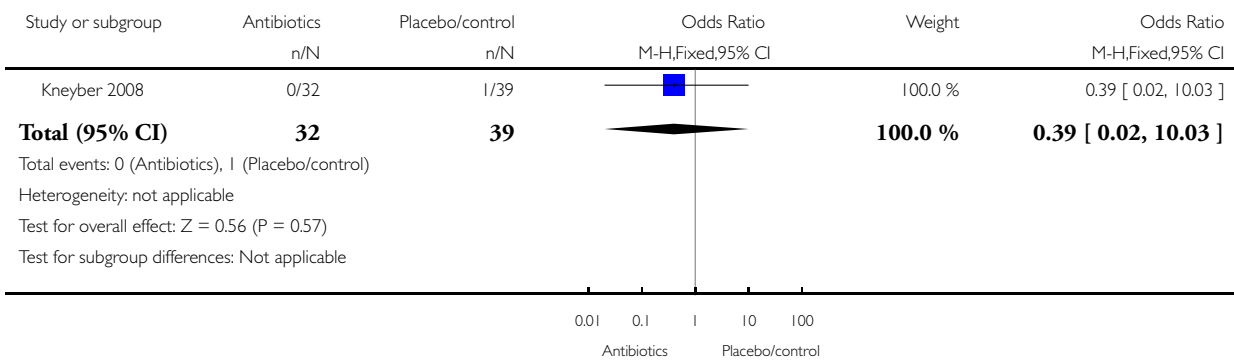


Analysis 6.1. Comparison 6 PICU admission, Outcome 1 PICU admission.

Review: Antibiotics for bronchiolitis in children under two years of age

Comparison: 6 PICU admission

Outcome: 1 PICU admission



Analysis 7.1. Comparison 7 Death, Outcome 1 Deaths.

Review: Antibiotics for bronchiolitis in children under two years of age

Comparison: 7 Death

Outcome: 1 Deaths

Study or subgroup	Antibiotics n/N	Placebo/control n/N	Odds Ratio M-H,Fixed,95% CI	Weight	Odds Ratio M-H,Fixed,95% CI
Field 1966	0/28	0/24			Not estimable
Kabir 2009	0/198	0/97			Not estimable
Kneyber 2008	0/32	0/39			Not estimable
Mazumder 2009	0/61	0/43			Not estimable
Tahan 2007	0/12	0/9			Not estimable
Total (95% CI)	331	212			Not estimable

Total events: 0 (Antibiotics), 0 (Placebo/control)
Heterogeneity: not applicable
Test for overall effect: not applicable
Test for subgroup differences: Not applicable

ADDITIONAL TABLES

Table 1. Kneyber: azithromycin versus placebo for bronchiolitis

Variable	Azithromycin (n = 32)	Placebo (n = 39)	Outcome	Significance level
Days of symptoms	4.94 (SD 3.78)	4.62 (SD 2.05)	Mean difference 0.32 (95% CI -1.14 to 1.78)	P value = 0.65
Days in hospital	5.5 (SD 2.54)	5.82 (SD 1.98)	Mean difference -0.32 (95% CI -1.40 to 0.76)	P value = 0.56
Duration of fever (days)	1.47 (SD 1.41)	1.00 (SD 1.08)	Mean difference 0.47 (95% CI -0.12 to 1.06)	P value = 0.12
Duration of bronchodilator use	2.79 (SD 2.49)	2.96 (SD 2.06)	Mean difference -0.17 (95% CI -1.25 to 0.91)	P value = 0.81
Bronchodilator use	17	23	Odds ratio 0.79 (95% CI 0.31 to 2.02)	P value = 0.62

Table 1. Kneyber: azithromycin versus placebo for bronchiolitis (Continued)

Supplementary oxygen	20 (62.5%)	31 (79.49%)	Odds ratio 0.43 (95% CI 0.15 to 1.24)	P value = 0.11
Days of extra oxygen	3.75 (SD 1.74)	3.39 (SD 1.78)	Mean difference 0.36 (95% CI -0.46 to 1.18)	P value = 0.48
PICU admission	0 (0%)	1 (2.56%)	Odds ratio 0.39 (95% CI 0.02 to 10.03)	P value = 1.00
Tube feeding	16 (50.00%)	16 (41.03%)	Odds ratio 1.44 (95% CI 0.56 to 3.69)	P value = 0.45
Days of tube feeding	1.90 (SD 2.13)	1.83 (SD 2.36)	Mean difference 0.07 (95% CI -0.98 to 1.12)	P value = 0.90

CI: confidence interval

PICU: paediatric intensive care unit

SD: standard deviation

Table 2. Mazumder: IV ampicillin versus oral erythromycin versus control

Variable	Day 1			Outcome	Day 3			Outcome	Day 5			Outcome
	IV ampicillin	Oral erythromycin	Control		Chi ² test (P value)	IV ampicillin	Oral erythromycin		Control	Chi ² test (P value)	IV ampicillin	
Wheeze	29/29 (100%)	32/32 (100%)	43/43 (100%)	N/A	16/29 (55%)	2/32 (6%)	26/43 (60%)	24.82 (P value < 0.001)	6/29 (21%)	7/32 (22%)	2/43 (5%)	5.69 (P value = 0.058)
Shortness of breath	29/29 (100%)	32/32 (100%)	43/43 (100%)	N/A	18/29 (62%)	16/32 (50%)	27/43 (63%)	1.97 (P value = 0.37)	8/29 (28%)	8/32 (25%)	15/43 (35%)	0.95 (P value = 0.62)
Oxygen saturation (< 96%)	18/29 (62%)	15/32 (47%)	23/43 (53%)	1.42 (P value = 0.49)	8/29 (28%)	7/32 (22%)	5/43 (12%)	3.05 (P value = 0.22)	2/29 (7%)	3/32 (9%)	2/43 (5%)	0.65 (P value = 0.72)
Not smiling socially	19/29 (66%)	21/32 (66%)	30/43 (70%)	0.20 (P value = 0.90)	3/29 (10%)	3/32 (9%)	5/43 (12%)	0.10 (P value = 0.95)	0/29 (0%)	0/32 (0%)	0/43 (0%)	N/A

Table 2. Mazumder: IV ampicillin versus oral erythromycin versus control (Continued)

Feed- ing dif- ficulty	12/29 (41%)	13/32 (41%)	25/43 (58%)	2.98 (P value = 0.23)	3/29 (10%)	3/32 (9%)	5/43 (12%)	0.10 (P value = 0.95)	0/29 (0%)	0/32 (0%)	0/43 (0%)	N/A
------------------------------	----------------	----------------	----------------	-----------------------------	---------------	--------------	---------------	-----------------------------	--------------	--------------	--------------	-----

IV: intravenous

Table 3. Kabir: IV ampicillin versus oral erythromycin versus control

Variable	Intervention			Outcome
	IV ampicillin	Oral erythromycin	Control	Chi ² test (P value)
Day 2				
Oxygen sats (< 90%)	2/99 (2%)	6/99 (6%)	6/97 (6%)	2.45 (P value = 0.29)
Fever	5/99 (5%)	6/99 (6%)	4/97 (4%)	0.38 (P value = 0.83)
Day 7				
Wheeze	8/99 (8%)	9/99 (9%)	4/97 (4%)	2.04 (P value = 0.36)
Shortness of breath	8/99 (8%)	9/99 (9%)	2/97 (2%)	4.68 (P value = 0.10)
Cough	10/99 (10%)	9/99 (9%)	3/97 (3%)	4.06 (P value = 0.13)

CI: confidence interval

IV: intravenous

PICU: paediatric intensive care unit

SD: standard deviation

APPENDICES

Appendix 1. MEDLINE (Ovid) search strategy

1 exp Bronchiolitis/
2 bronchiolit\$.mp.
3 exp Respiratory Syncytial Viruses/
4 exp Respiratory Syncytial Virus Infections/
5 (respiratory syncytial virus\$ or RSV\$).mp.
6 1 or 2 or 3 or 4 or 5
7 exp Anti-Bacterial Agents/
8 antibiotic\$.mp.
9 exp Macrolides/
10 (macrolide\$ or azithromycin or clarithromycin or erythromycin or roxithromycin or spiramycin).mp.
11 exp Cephalosporins/
12 (cephalosporin\$ or cephalexin or cephaclor or cefaclor or cefepime or cefotaxime or cephamycin\$ or cefotetan or cefoxitin or cefmetazole or cefpirome or cefpodoxime or ceftazidime or ceftriaxone or cephamandole or cephalolin).mp.
13 exp Penicillins/
14 (penicillin\$ or amoxicillin or amoxycillin or ampicillin or benzylpenicillin or cloxacillin or dicloxacillin or flucloxacillin or piperacillin or ticarcillin or sulbactam).mp.
15 exp Fluoroquinolones/
16 (fluoroquinolone\$ or ciprofloxacin or enoxacin or norfloxacin or ofloxacin or pefloxacin or fleroxacin or levofloxacin or moxifloxacin).mp.
17 exp Tetracycline/
18 (tetracycline\$ or doxycycline or methacycline or minocycline).mp.
19 (amikacin or gentamicin or neomycin or netilmicin).mp.
20 (clindamycin or lincomycin).mp.
21 (chloramphenicol or amantadine or cotrimoxazole or trimethoprim).mp.
22 7 or 8 or 9 or 10 or 11 or 12 or 13 or 14 or 15 or 16 or 17 or 18 or 19 or 20 or 21
23 exp Child/
24 (children or infant\$ or pediatric or paediatric).mp.
25 23 or 24
26 6 and 22 and 25

Appendix 2. Embase.com search strategy

#36 #24 AND #35
#35 #25 OR #26 OR #27 OR #28 OR #29 OR #30 OR #33 OR #34
#34 #31 AND #32
#33 placebo*
#32 blind* OR mask*
#31 single* OR doubl* OR trebl* OR tripl*
#30 clinical AND trial*
#29 'double blind' OR 'single blind'
#28 'placebo'/exp
#27 'clinical trial'/exp
#26 random*
#25 'randomized controlled trial'/exp
#24 #23 AND [embase]/lim
#23 #19 AND #22
#22 #20 OR #21
#21 child* OR infant* OR pediatric* OR paediatric*
#20 'child'/exp

#19 #5 AND #18
 #18 #6 OR #7 OR #8 OR #9 OR #10 OR #11 OR #12 OR #13 OR #14 OR #15 OR #16 OR #17
 #17 tetracycline* OR doxycycline OR methacycline OR minocycline OR amikacin OR gentamicin OR neomycin OR netilmicin OR clindamycin OR lincomycin OR chloramphenicol OR amantadine OR cotrimoxazole OR trimethoprim
 #16 'tetracycline derivative'/exp
 #15 fluoroquinolone* OR ciprofloxacin OR enoxacin OR norfloxacin OR ofloxacin OR pefloxacin OR fleroxacin OR levofloxacin OR moxifloxacin
 #14 'quinolone derivative'/exp
 #13 penicillin* OR amoxicillin OR amoxycillin OR ampicillin OR benzylpenicillin OR cloxacillin OR dicloxacillin OR flucloxacillin OR piperacillin OR ticarcillin OR sulbactam
 #12 'penicillin derivative'/exp
 #11 cephalosporin* OR cephalixin OR cephaclor OR cefaclor OR cefepime OR cefotaxime OR cephamycin* OR cefotetan OR cefoxitin OR cefmetazole OR cefpirome OR cefpodoxime OR ceftazidime OR ceftriaxone OR cephamandole OR cephalozin
 #10 'cephalosporin derivative'/exp
 #9 macrolide* OR azithromycin OR clarithromycin OR erythromycin OR roxithromycin OR spiramycin
 #8 'macrolide'/exp
 #7 antibiotic*
 #6 'antibiotic agent'/exp
 #5 #1 OR #2 OR #3 OR #4
 #4 'respiratory syncytial virus' OR 'respiratory syncytial viruses' OR 'respiratory syncytial virus infection' OR 'respiratory syncytial virus infections' OR rsv*
 #3 'respiratory syncytial pneumovirus'/exp
 #2 bronchiolit*
 #1 'bronchiolitis'/exp

Appendix 3. Current Contents search strategy

11 #10 AND #9 AND #8 Databases=ABES, SBS, CM, LS, PCES, ECT, AH, EC, BC
 # 10 #7 OR #6 OR #5 OR #4 OR #3 Databases=ABES, SBS, CM, LS, PCES, ECT, AH, EC, BC
 # 9 #2 OR #1 Databases=ABES, SBS, CM, LS, PCES, ECT, AH, EC, BC
 # 8 Topic=(Child* or infant* or pediatric or paediatric) Databases=ABES, SBS, CM, LS, PCES, ECT, AH, EC, BC
 # 7 Topic=(tetracycline* or doxycycline or methacycline or minocycline or amikacin or gentamicin or neomycin or netilmicin or clindamycin or lincomycin or chloramphenicol or amantadine or cotrimoxazole or trimethoprim) Databases=ABES, SBS, CM, LS, PCES, ECT, AH, EC, BC
 # 6 Topic=(fluoroquinolone* or ciprofloxacin or enoxacin or norfloxacin or ofloxacin or pefloxacin or fleroxacin or levofloxacin or moxifloxacin) Databases=ABES, SBS, CM, LS, PCES, ECT, AH, EC, BC
 # 5 Topic=(penicillin* or amoxicillin or amoxycillin or ampicillin or benzylpenicillin or cloxacillin or dicloxacillin or flucloxacillin or piperacillin or ticarcillin or sulbactam) Databases=ABES, SBS, CM, LS, PCES, ECT, AH, EC, BC
 # 4 Topic=(cephalosporin* or cephalixin or cephaclor or cefaclor or cefepime or cefotaxime or cephamycin* or cefotetan or cefoxitin or cefmetazole or cefpirome or cefpodoxime or ceftazidime or ceftriaxone or cephamandole or cephalozin) Databases=ABES, SBS, CM, LS, PCES, ECT, AH, EC, BC
 # 3 Topic=(macrolide* or azithromycin or clarithromycin or erythromycin or roxithromycin or spiramycin) Databases=ABES, SBS, CM, LS, PCES, ECT, AH, EC, BC
 # 2 Topic=(Respiratory syncytial pneumovirus or Respiratory Syncytial Virus or Respiratory Syncytial Viruses or Respiratory Syncytial Virus Infection or Respiratory Syncytial Virus Infections or RSV*) Databases=ABES, SBS, CM, LS, PCES, ECT, AH, EC, BC
 # 1 Topic=(Bronchiolit*) Databases=ABES, SBS, CM, LS, PCES, ECT, AH, EC, BC

WHAT'S NEW

Last assessed as up-to-date: 16 June 2014.

Date	Event	Description
16 June 2014	New search has been performed	We updated the electronic searches and identified two new randomised controlled trials for inclusion (McCallum 2013 ; Pinto 2012), examining the role of azithromycin versus placebo for bronchiolitis
16 June 2014	New citation required but conclusions have not changed	Our conclusions remain unchanged.

HISTORY

Protocol first published: Issue 2, 2005

Review first published: Issue 1, 2007

Date	Event	Description
10 December 2010	New citation required and conclusions have changed	A new review author joined the team to update the review. The conclusions are stronger as they are based on more trials and address the question of macrolide antibiotics for bronchiolitis
10 December 2010	New search has been performed	We updated the searches and included four new trials (Kabir 2009 ; Kneyber 2008 ; Mazumder 2009 ; Tahan 2007).
1 August 2008	Amended	Converted to new review format.

CONTRIBUTIONS OF AUTHORS

RF joined the review team for this 2014 update. RF reviewed search results, contacted authors, entered data and drafted the text for this update.

GS co-wrote the protocol, reviewed search results, performed quality appraisal, extracted data, drafted the original text for this review and assisted in writing the text for this update.

CDM gave advice on performing the systematic review, performed quality appraisal, extracted data and assisted in writing the text for this update and previous versions of this review.

LE conducted the literature search and approved the final version.

DECLARATIONS OF INTEREST

Rebecca Farley: none known.

Geoffrey KP Spurling: none known.

Lars Eriksson: none known.

Chris B Del Mar: none known.

SOURCES OF SUPPORT

Internal sources

- University of Queensland, Australia.
- In kind

External sources

- No sources of support supplied

INDEX TERMS

Medical Subject Headings (MeSH)

Ampicillin [therapeutic use]; Anti-Bacterial Agents [*therapeutic use]; Azithromycin [therapeutic use]; Bronchiolitis [*drug therapy; mortality]; Clarithromycin [therapeutic use]; Erythromycin [therapeutic use]; Length of Stay; Randomized Controlled Trials as Topic

MeSH check words

Humans; Infant